

OUTDOOR



F A R O
BARCELONA

**For a sustainable
future of forests.**



Edition: A2024OUT

Art: Faro Art

Print: Jiménez Godoy

Photographers:

Guillem F-H

Ricard Badía

Marta Vidal

Javier Marquez Lera

Ruth Lopez

Kioto Studio

Thanks to

Salto Proyectos

Vana Pernari Architecture

Estibaliz Martin Interiorismo

Colvin & Co.

Pía Capdevila

Restaurant 3 Nusos

Pol&Grace Hotel

Elena Castells Poch

MIKMAX

Alfombras BSB

Bubes&Grabavska Design

Meritxell Ribé - The Room Studio



We're Faro Barcelona

Our purpose	4
A brand with soul	6
Sustainability	8
Awards	14
Designers	16
Showrooms	18
Quality & innovation	20
Services	22



Outdoor Collection

Systems	30
Portables	54
Floor	72
Spikes & Projectors	222
Suspended	302
Downlight	328
Surface	346
Recessed	484
Bulbs	544



OUR PURPOSE

“Faro Barcelona exists to contribute to the wellbeing and happiness of people through design and the relationship we establish with the objects that surround us in our daily lives. We believe in honest and accessible design. Design for everyone.”

Xavier Martin
CEO



A BRAND WITH SOUL

“We believe in the power of enthusiasm to move forward and surf the waves the best way we know while enjoying the process and radiating light around us.”





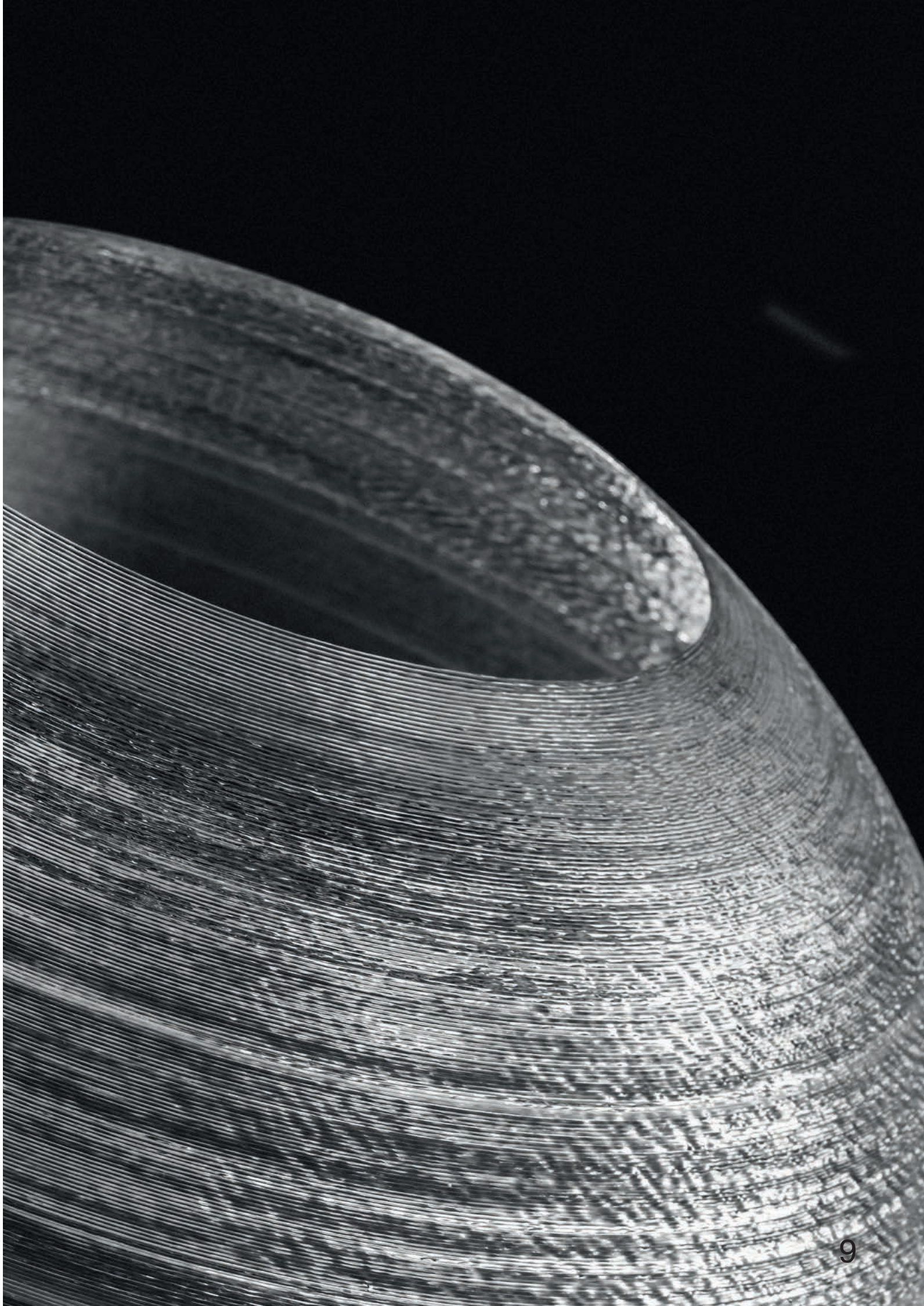
no es
tudo es

75

SUSTAINABILITY

Our sustainability journey focuses on two main objectives: reducing our negative impact on the planet and maximising our positive social impact.







People

The value of a great team

At Faro Barcelona, sustainability starts from the inside, taking care of the well-being and personal growth of our team.

Equality and diversity

At Faro Barcelona all people are great and equal, whatever their gender, age, religion or sexual orientation. Women, as well as men, play an important role: 76% of our team and 49% of our leaders are women.

Community support

For over a decade, we have been collaborating in social projects of foundations providing our help to ensure a better quality of life for the people helped by these organisations. Since 2008, we have had our own social project with Hook, each luminaire sold feeds a child in Africa for one year.

Supporting new talent

We collaborate with universities and design schools to help new talents emerge into their professional development. Projects such as Reborn, a second life for waste (La Llotja), make It design with 3D printing (CIM UPC), are some of the collaborations we have carried out.

Social innovation

We take part in disruptive social innovation research and develop products and services that solve social problems such as the ageing of the population. We have a positive impact on people's quality of life, contributing to their well-being and comfort through quality, accessible and sustainable lighting and design.



Planet

Sustainable packaging

Our packaging is made of recycled cardboard boxes printed in one ink and without staples to ease the disassembly and the right recycling.

We have eliminated single-use plastics and replaced them with recyclable paper bags and we use recycled cardboard shavings to protect the product during transport in 60% of our shipments. All our packaging meets Drop Test ISTA-2C quality standards to ensure products arrive in perfect condition.

More sustainable logistics and transport

We have optimised the packaging size of each product to reduce the amount of packaging material and the carbon footprint of transport. We have opened a new logistics centre in China to supply our Asia-Oceania market in a more sustainable way and reduce carbon emissions from transport.

Sustainable workspaces

We use green electricity in our offices. We produce 70% of the energy we consume with our own photovoltaic installation, ensuring that the energy is from renewable sources. In addition, our headquarters are designed to maximise the use of solar energy and natural light.

Supporting new talent Team committed to sustainability

At Faro Barcelona we have an internal sustainability committee that promotes different sustainability actions and monitors them.



Product

Sustainability from conceptualisation

In our eco-design decalogue we set out the main guidelines we follow to make our designs more sustainable. We work with external consultants to reduce the environmental impact of our production processes, guaranteeing the quality and safety of our products. We are training our design team in circular design techniques for the more sustainable development of all our products.

A longer useful life

We work to design timeless, repairable and long-lasting products in order to reduce their environmental impact. We research new methods to ensure that our designs last longer, are easy to repair and can be recycled.

Standardisation and modularity

We work on the standardisation of components for a more efficient use of resources and more sustainable production. We develop modular collections that allow us greater versatility and more efficient logistics and transport.

More sustainable processes and materials

One of the major challenges towards a more sustainable production is the choice of materials as it represents more than 70% of the product's carbon footprint. The use of recycled materials or materials with a lower environmental impact, the implementation of new techniques and the reduction of the number of materials used, help us achieve more sustainable manufacturing.

Control of the supply chain

We share our sustainability vision and commitments with all our suppliers. We, therefore have a supplier code of conduct to ensure a more sustainable supply chain.




CARBON FOOTPRINT CERTIFICATION

We have achieved certification of our carbon footprint calculation in accordance with the ISO 14064-1 international standard, a major milestone on our path to sustainability.

Thanks to this certification, we know the real volume of greenhouse gas emissions generated by our activity and it allows us to identify areas for improvement and implement compensation strategies through different programs.

We celebrate that we have successfully passed the sustainability audit carried out by EcoVadis, obtaining the prestigious Medal in recognition of our sustainability efforts and achievements.

Both certifications reaffirms our ongoing commitment to sustainability and corporate responsibility in all its facets and operations.







AWARD-WINNING DESIGNS

Totem by Roger Vancells



reddot winner 2023

Maya by Faro Lab



reddot winner 2023

Buddy by Andreu Carulla



Inviting by Bohman & Folenius



reddot award 2019
winner



Cadaqués by Faro Lab



Hook by Oiko Design Office



reddot award 2018
winner



Fuji by Isaac Piñeiro



reddot winner 2021
lighting design



Brot by Yembarastudio



reddot winner 2021
lighting design

Mine by Nahtrang



Whizz by Christoph F. Wagner



Buoh by Estudi Ribaudí



Lotus by Estudi Ribaudí



Mute by Nahtrang



Han by GoulaFiguera





Nutcreatives



Christopher F. Wagner



Goula/Figuera



Xjer Studio



Alegre Design



Héctor Serrano



Àlex & Manel Lluscà



Andreu Carulla



Faro Lab




Conillas



Jordi Llopis



Bohman&Folenius




Nahtrang



Ernest Perera Studio



Lucid



Isaac Piñeiro



Estudi Ribaudí



Jordi Busquets



Jordi Blasi



Pepe Llaudet



Roger Vancells



Adolfo Abejón



Aldanondoyfdez



Yembarastudio




Marina Milà



Cristina Borràs

DESIGNERS
ARTISTS
CREATORS



They make our world a better place thanks to their ingenuity, talent and creativity.

Espacio Princesa
Princesa 52 Barcelona



The creativity, ingenuity and design of Faro Barcelona can be found in the heart of the city. Welcome to Espacio Princesa!

Request visit



Docontract MAD
Velázquez 35-4ºD Madrid



This innovative space has emerged with the purpose of simplifying the work of architects, interior designers and developers looking for solutions for their new construction or renovation projects.

Showroom París
7 Rue d'Uzès Paris



A space in which to carry out commercial activities such as visits, product demonstrations and meetings, and to develop a calendar of scheduled events to experience first-hand the design concept in lighting and ceiling fans.

SHOWROOMS

We planned it to be the meeting point for designers, interior designers, architects and creatives to share their concerns and create a whole experience.

At Faro Barcelona, we control the quality of our products and services from conception and design to functionality and reliability tests.

Our quality management system is based on ISO9001.

Compliance with electrical safety regulations under EN60598 and energy efficiency ERP.

Parametrical Lab

Specification Compliance

Electrical Safety Tests

Integrating Sphere

Climatic Chamber

IK Tests

Environmental Testing Lab

Water IP Tests

Powder IP Tests

Salt Spray Chamber

Technical Assistance Service (TAS)

Customer Returns Analysis

Customer Returns Repairs

TAS Spare Parts

Quality inspections Lab

Batch inspections

Functional Tests

Product Assembly Control

Product Finish Control

Ceiling Fan Lab

Life Test

Customizations

Airflow measurements

Noise measurements

Goniophotometer Room




Q-LAB QUALITY & INNOVATION



Climatic Chamber



Goniophotometer Room



Integrating Sphere

SERVICES



Assistance during installation

Consultancy and Advice

Product customisation

Lighting projects

Lighting calculations

Digital documentation: Dialux (ULD, IES, LDT) Revit / BIM (RFA) 3D files, IGS (SketchUp)

Advice on product selection

Lighting and fan projects department

Incident management

Technical service

Custom & Special developments

Technical support service

Portables



Argus
62



Balda
70



Brot
104



Cage
68



Candela
56



Cat
96



Lampanot
58



Kasp
60



Kerala
62



Saigon
66



Saigon
312



Task
68



Toc
64



Versus
98



Voila
70

Post



Block
122



Blubs
153



Datna
132



Giza
140



Mauren
162



Mila
158



Mistu
152



Moon
153



Muffin
152



Muga
138



Nala
158



Naya
172



Rush
192



Screen
200



Twist
126



Wilma
142

Pole



Beret
212



Blubs
218



Bu-Oh
208



Grop
212



Mistu
214



Muffin
216



Nautica
220



Plaza
210



Rush
196



Screen
204



Tram
210

Floor



Akane
92



Saigon
84



Toc
64

Suspended



Clap
304



Blubs
324



Mistu
325



Moon
325



Muffin
324



Nautica
326



Saigon
308



Scuba
320




Scuba L
318

Recessed



Carter
534



Crosby
510



Curtis
510



Dang
528



Dart
524



Esca
542



Falls
489



Frol
530



Geiser
496



Geiser
499



Gron
530



Grund
504



Kane
508



Led 18
514



Lio
516



Liso
542



Nase
526



Nat
532



Racing
534



Salt
514



Sedna
538



Soun
536



Spark
532



Stripe 2
540




Suria
512



Taro
516



Tecno
516



Tras
492



Uve
528

Recessed
Submersible



Edel
520



Nok
518

Surface



Aday
450



Alp
434



Ancora
430



Argot
394



Balic
364



Blind
458



Block
376



Axel
434



Blubs
390



Bonn
412



Borda
402



Bracket
436



Bronx
368



Brow
472



Bruc
454



Bu-Oh
424



Cabo
402



Canon
456



Cela
420



Clap
356



Dado
394



Datna
374



Derby
422



Doro
440



Dragma
430



Drak
472



Ele
464



Estay
422



Fedón
420



Fred
416



Future
428



Gina
462



Grada
480



Grant
478



Hikari
410



Kaula
448



Keenan
476



Kela
382



Kerala
382



Kila
384



Klamp
470



Kov
348



Kubick
410



Lace
454



Lacre
456



Lako
442



Ling
454



Log
458



Loth
474



Lotus
426



Lur
410



Mask
378



Mistu
388



Mol
418



Moon
388



Muffin
390



Must
482



Nahir
402



Nala
404



Natron
414



Nautica
396



Negus
412



Noray
400



Olan
458



Oval
438




Pals
368



Pivot
406



Pol
418



Pomo
406



Proa
466



Path
478



Pill
472



Quart
438



Scuba
372



N

Scuba L
373



Steps
468



Sticker
432



Sun
408



Sunset
460



Tacana
442



Taima
466



Takua
436



Tamashi
404



Tane
456



Tejo
414



Thon
446



Timon
400




Tinia
462



Toc
392



Toluca
442



Tom
408



Tond
444



Twist
380



View
428



Wally
398



West
452



Wilma
386



Wood
464

Bollards



Agra
174



Alp
168



Balic
118



Bast
186



Beret
144



Bezel
184



Block
122



Brot
100



Blubs
155



Bu-Oh
166



Cast
124



Clap
78



Cuca
110



Das
170



Datna
132



Gaia
108



Gina
178



Giza
140



Kila
134



Klamp
180



Logar
148



Lotus
120



Mistu
154



Moon
155



Muga
138



Muffin
154



Nanda
146



Onze
178



Plim
136



Rush
194



Saura
182



Screen
202



Soleil
182



Shelby
128



Spy
176



Sticker
130



Totem
116



Tram
130



Twist
126



Wilma
142

Projectors



Alfa
244



Flow
250



Foc
248



Lit
248



Muur
240



Noboru
156



Oko
246



Plom
246



Project
242



Puk
224



Slot
254

Spikes



Andy
298



Balder
296



Bambou
286



Bezel
288



Brot
266



Clap
259



Cuca
270



Flow
250



Foc
294



Garten
300



Leaf
280



Piccola
282



Plom
298



Saigon
278



Seth
292



Slot
256



Sobek
296



Toni
284



Tono
300

Ceiling



Anga
342



Dakron
344



Goz
334



Kila
338



Mauren
162



Olot
336



Puk
331



Scuba L
340



Tami
334



Tasa
336



Yen
344



OUTDOOR

LIGHTING

SYSTEMS

Clap NEW
Design Faro Lab









Highlights




Anti-glare visor accessory ref. 75714-2



The design of the projector allows the light to be directed 360° on vertical and horizontal axes.

Move the product along the structure by adjusting/unadjusting the side screw.



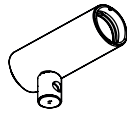
Clip accessory included with each projector, allows the cable to be routed and fixed to the structure of the product.



The shade accessory allows for indirect lighting effects and a more decorative appearance. Lampshade ø310 ref. 75707-2 and lampshade ø400 ref. 75706-2



Clap
6W



FINISH

○ White ● Black

COLOR TEMPERATURE

2700K CRI80

3000K CRI80

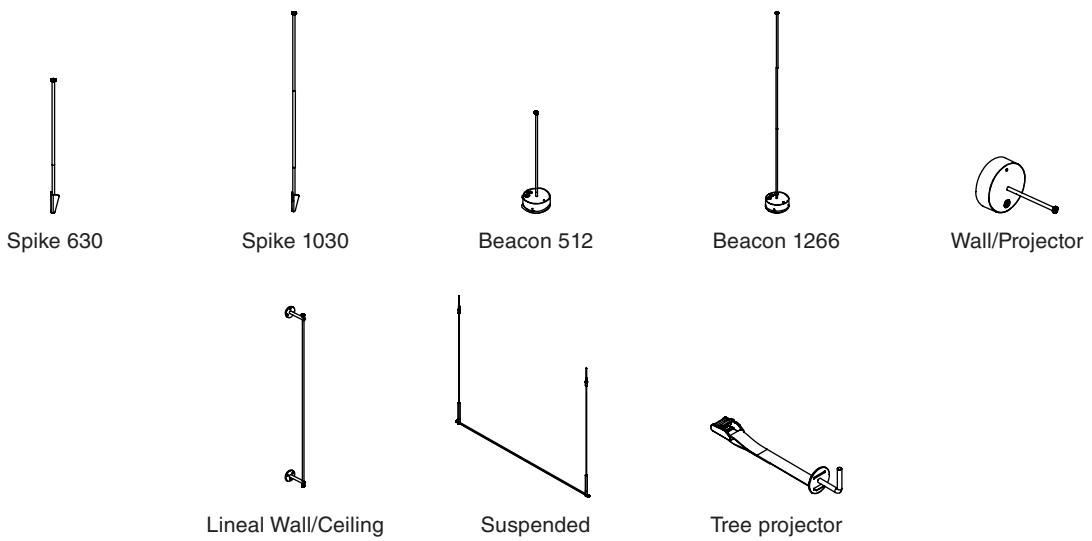
BEAM ANGLE

15°

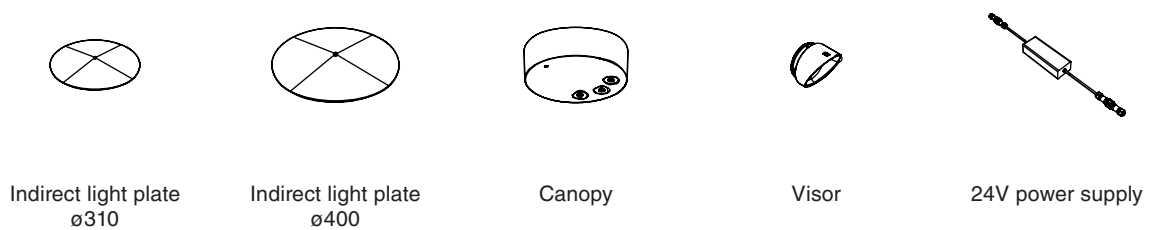
24°

38°

ACCESSORIES



OPTIONAL ACCESSORIES

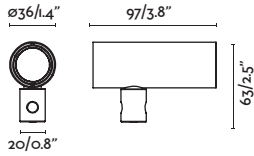


Clap projector

Faro Lab

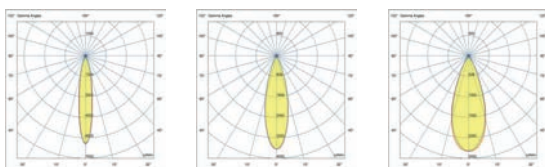
IP65  355°

Material	Body Aluminium
Power	6W
Light Source	COB LED
Class	III
CRI	>80
Voltage (V/Hz)	24V DC
Cable	2 MT



Family	Finish	Color T°	Beam Angle
75702- Clap Projector	2 Black	2 2700K	1 15°
	3 White	3 3000K	2 24°
			3 38°

Example: 75702-221 Clap projector black 2700K 15°




15°

24°

38°

Option	Color T°	CRI	Power	Lumen Output	Beam Angle
75702	2700K	80	6W	481lm / 553lm / 508lm	15° / 24° / 38°
75702	3000K			496lm / 570lm / 524lm	15° / 24° / 38°

Accessories



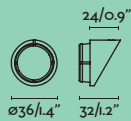
Visor

75714-2

● Black 5,20€

Material

Body Aluminium



Accesorio estaca 630 Clap

Faro Lab



75708-2 ● Black 29,90€

Accesorio estaca 1030 Clap

Faro Lab



75709-2 ● Black 37,50€

Material Body Aluminium

Material Body Aluminium+Stainless steel

*Use with x2 projectors max.

*Drivers info pag. 554

*Use with x3 projectors max.

*Drivers info pag. 554

S Clap shade accessory

75707-2 ● Black 82,80€

Material Body Aluminium

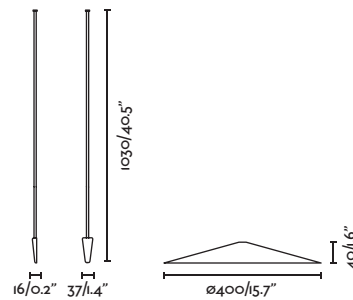
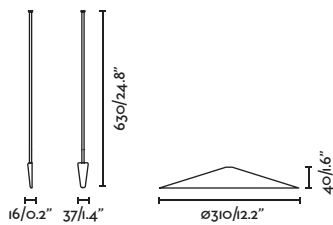
Shade Aluminium

L Clap shade accessory

75706-2 ● Black 84,90€

Material Body Aluminium

Shade Aluminium



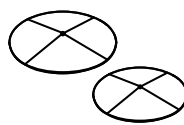
Choose your spike size



Choose the projector/s



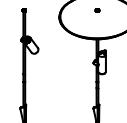
Visor ref.75714-2 (Optional)



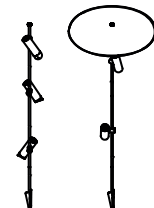
Shade ref. 75707-2 & ref. 75706-2 (Optional)



24V power supply



Your custom spike is ready!!





Accesorio baliza 512 Clap
Faro Lab

IP65 incl.

Accesorio baliza 1266 Clap
Faro Lab

IP65 incl.



75704-2 ● Black 129,90€


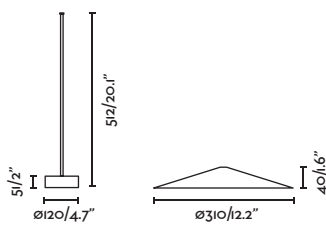
Material	Body Aluminium
Class	I
Voltage (V/Hz)	220V-240V/50-60Hz

*Use with x2 projectors max.

S Clap shade accessory

75707-2 ● Black 82,80€

Material	Body Aluminium
	Shade Aluminium



75705-2 ● Black 146,80€

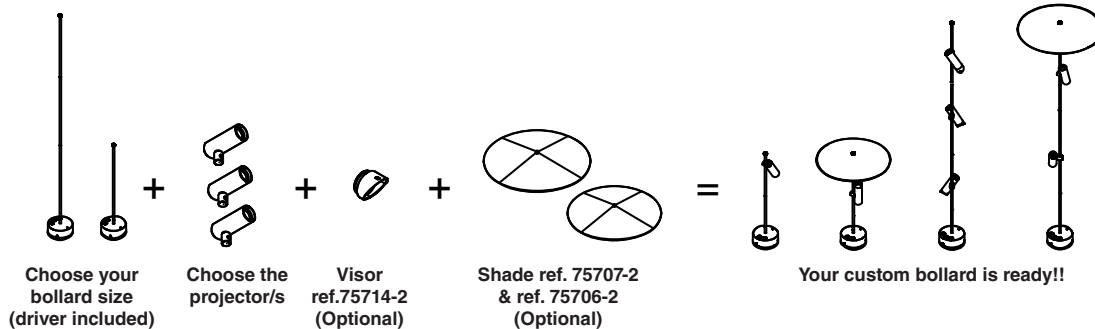
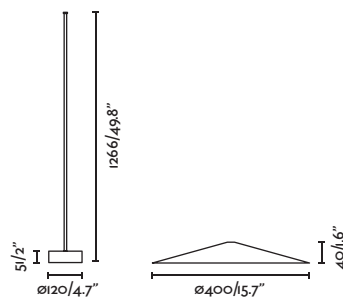
Material	Body Aluminium+Stainless steel
Class	I
Voltage (V/Hz)	220V-240V/50-60Hz

*Use with x3 projectors max.

L Clap shade accessory

75706-2 ● Black 84,90€

Material	Body Aluminium
	Shade Aluminium






Base with built-in driver with possibility to connect 1-3 Clap projectors



Accesorio superficie proyector Clap
Faro Lab

IP65  incl.



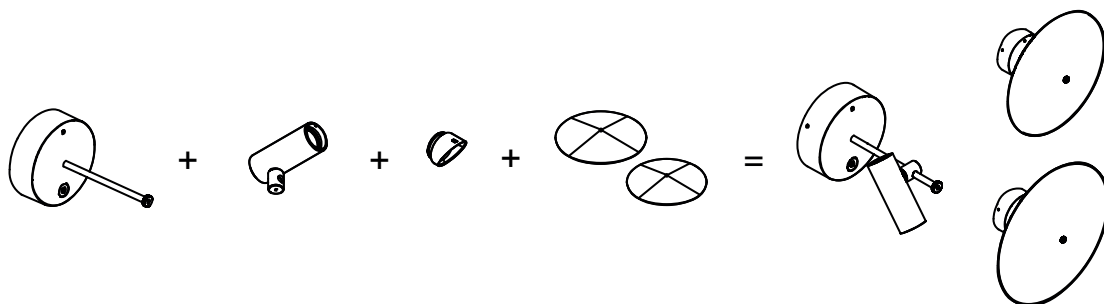
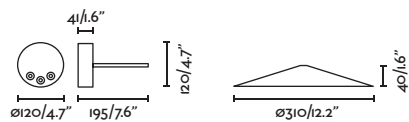
- 75710-2 ● Black 70,00€
- 75710-1 ● White 70,00€

Material	Body Aluminium
Class	I
Voltage (V/Hz)	220V-240V/50-60Hz

*Use with 1 projector max.

S Clap shade accessory	
75707-2	● Black 82,80€
Material	Body Aluminium
	Shade Aluminium

L Clap shade accessory	
75706-2	● Black 84,90€
Material	Body Aluminium
	Shade Aluminium



Choose the surface
accessory color
(Driver included)

Choose the
projector

Visor
ref.75714-2
(Optional)

Shade ref. 75707-2
& ref. 75706-2
(Optional)

Your custom surface
projector is ready!!



Accesorio aplique/plafón lineal Clap

Faro Lab

Canopy accessory

IP65  incl.



75712-2 ● Black 78,50€
75712-1 ● White 78,50€

75713-2 ● Black 64,80€
75713-1 ● White 64,80€

Material Body Aluminium

Material Body Aluminium

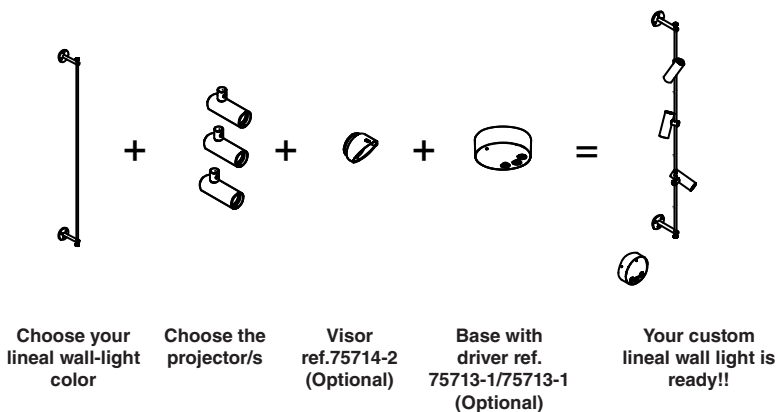
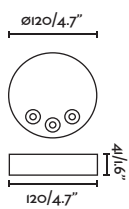
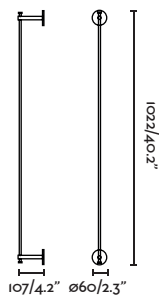
Power 18W

Class I

Voltage (V/Hz) 220V-240V/50-60Hz

*Use with x3 projectors max.

*Use with x3 projectors max.





ambior

Systems

Accesorio colgante Clap

Faro Lab

Canopy accessory

IP65  incl.



75711-2 ● Black 84,50€
75711-1 ● White 84,50€

75713-2 ● Black 64,80€
75713-1 ● White 64,80€

Material Body Aluminium

Material Body Aluminium

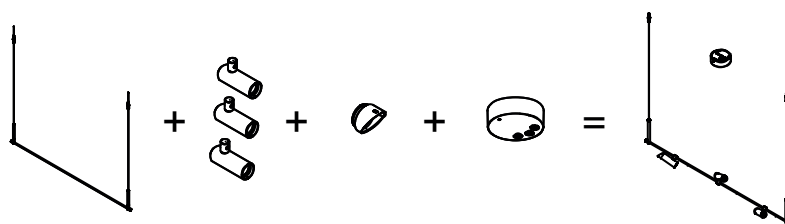
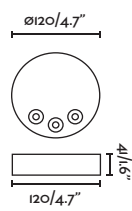
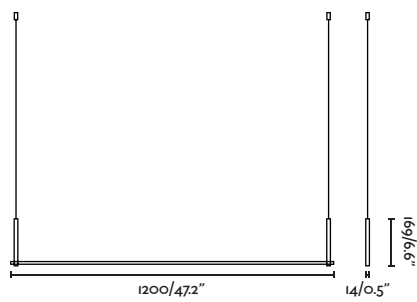
Power 18W

Class I

Voltage (V/Hz) 220V-240V/50-60Hz

*Use with x3 projectors max.

*Use with x3 projectors max.




Choose your pendant color

Choose the projector/s

Visor ref.75714-2 (Optional)

Base with driver ref. 75713-1/75713-1 (Optional)

Your custom pendant is ready!!



Accesorio fijación árbol Clap

Faro Lab

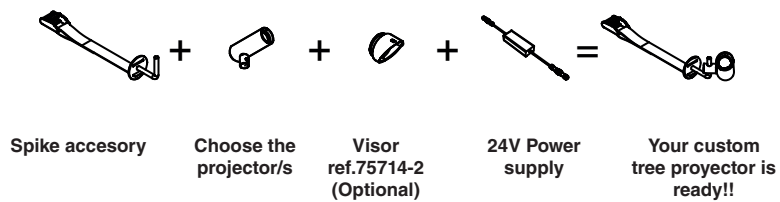
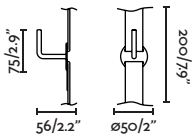


75703-2

● Black 39,90€

Material **Body** Aluminium

*Use with 1 projector max.







Candela 70790

OUTDOOR

LIGHTING

PORTABLES

Candela
Estudi Ribaudí

IP66
DIM

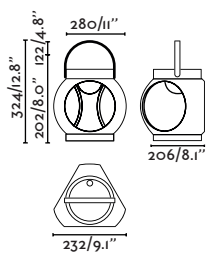
IN
&OUT



70790

● Terracotta 243,50€

Material	Body Polystone Diff Opal PC
Power	3W
Lumen Output	290lm
Light Source	SMD LED 3000K
Class	III
CRI	>=80
Battery incl.	Yes 8 a 10h Charge Max. 6h Worktime



Candela

Design Estudi Ribaudí

Candela is the essence of the Mediterranean made lamp. It is a rechargeable portable lamp that you can take anywhere.



Touch switch

Lampanot
Cristina Borràs

IP54 

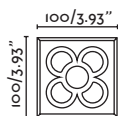
IN
&OUT



70496

 Matt White 54,70€

Material	Body PEMD
	Diff Opal PEMD
Power	1W
Lumen Output	80lm
Light Source	SMD LED 3000K
Class	III
CRI	>80
Battery incl.	Yes
	2h Charge Max. 4h Worktime



Lampanot

Design Cristina Borràs



Portable both for interior and exterior that incorporates the symbol Panot, so characteristic in the tiles of the streets of the Eixample of Barcelona.



It is charged via USB and has three intensities.

Kasp 300

IP65 IK04 DIM solar

IN & OUT



2700K



3000K



71912

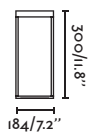
● Black 195,20€

Material	Body Aluminium Diff Transparent PC
Power	2,2W
Lumen Output	150lm
Light Source	SMD LED
Dimmable K	2700 - 3000K
Class	III
CRI	>80
Battery incl.	Yes 20h Charge Max. 20h Worktime

Wall accessory

71914 ● Black 28,75€

Material **Body** Aluminium



Kasp 500

IP65 IK04 DIM solar

IN & OUT



2700K



3000K



71913

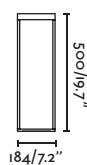
● Black 199,00€

Material	Body Aluminium Diff Transparent PC
Power	2,2W
Lumen Output	150lm
Light Source	SMD LED
Dimmable K	2700 - 3000K
Class	III
CRI	>80
Battery incl.	Yes 20h Charge Max. 20h Worktime

Wall accessory

71914 ● Black 28,75€

Material **Body** Aluminium





Kasp 500 71913



Hook available in accessory to use it as a wall lamp.



USB Charger



Portable solar lamp

Argus

IP54 

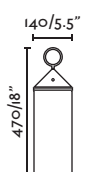
IN
&OUT



70784

● Dark Grey 186,60€

Material	Body Aluminium Diff Transparent PMMA
Power	2W
Lumen Output	220lm
Light Source	SMD LED 3000K
Class	III
CRI	>80
Battery incl.	Yes 5h Charge Max. 9h Worktime



Kerala

IP54 

IN
&OUT



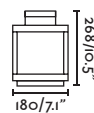
74454

● Dark Grey 202,50€

Material	Body Aluminium Diff Transparent Glass
Power	5W
Lumen Output	400lm
Light Source	SMD LED 3000K
Dimmable W	100lm / 250lm / 400lm
Class	III
CRI	>80
Battery incl.	Yes 8h Charge Max. 6h Worktime



Wall
382





Argus 70784



Kerala 74454



100lm



250lm



400lm

Toc 380



IN
&OUT



- 70775 Matt White 149,80€
- 70776 Matt Black 149,80€
- 70777 Grey 149,80€

Material	Body Aluminium Diff Opal PC
Power	2W
Lumen Output	180lm
Light Source	SMD LED 3000K
Class	III
Battery incl.	Yes 5h Charge Max. 9h Worktime

Toc 1500



IN
&OUT

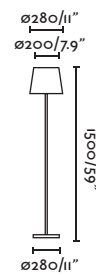
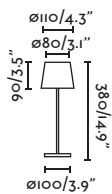


- 70786 Matt White 355,50€

Material	Body Aluminium Diff Opal PC
Power	5W
Lumen Output	468lm
Light Source	SMD LED 3000K
Class	III
Battery incl.	Yes 9h Charge Max. 9h Worktime



Wall
392





Toc 1500 70786



Touch lamp



Saigon out R55
Nahtrang

IP44



71584-02 ●● Dark Grey + White 250,20€

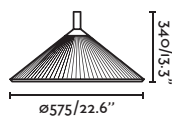
Material	Body Aluminium
	Shade PEMD
Light Source	1 E27 max. 15W
Bulb incl.	No
Recom. Bulb	17463
Class	II
Cable	3 MT



Floor
88



Spike
278



outdoor

Portables

Saigon

Design Nahtrang



Cage

IP65

Task

IP54



IN
&OUT



75608

● Dark Grey 286,20€

IN
&OUT

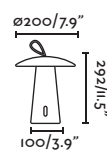
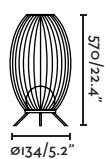


70914

● Matt White 164,70€

Material	Body Aluminium Diff Opal PC
Power	12W
Lumen Output	990lm
Light Source	SMD LED 2700K
Class	I
CRI	>=80
Voltage (V/Hz)	220V-240V/50-60Hz
Cable	2 MT

Material	Body Aluminium Diff Opal PC
Power	2W
Lumen Output	263lm
Light Source	SMD LED 3000K
Dimmable W	16lm / 103lm / 263lm
Class	III
CRI	>=80
Voltage (V/Hz)	5V DC
Battery incl.	Yes
	5h Charge Max. 6h Worktime



16lm



103lm



263lm



Task 70914



Cage 75608

Balda 400

IP55 

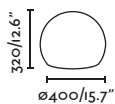
IN
&OUT



70498

● Matt White 179,90€

Material	Body PEMD
	Diff Opal PEMD
Light Source	1 E27 max. 15W
Bulb incl.	No
Recom. Bulb	17463
Class	II
Cable	1.8 MT



Voila

IP44  incl. 

IN
&OUT



71565

●● Matt Black + Opal 63,10€

Material	Body ABS
	Diff Opal PEMD
Power	2W
Light Source	RGB LED 3000K
Class	III
Voltage (V/Hz)	5V DC
Battery incl.	Yes
	10h Charge Max. 7h Worktime



outdoor

Portables



Voila 71565



Balda 400 70498



Clap baliza 1266
75705-233

FLOOR



Clap baliza 512
75704-233

Clap NEW

Design Faro Lab

The Clap beacons, with its nearly invisible structure and volume, puts the focus on accent lighting, ideal for illuminating pathways and creating spaces with a theatrical character.



Clap baliza 1266 c/ pantalla 75705-233P





Clap baliza 512
Faro Lab

IP65 incl. 355° 360°



Visor accessory

75704-233 ● Black 202,10€

Material	Body Aluminium
Power	6W
Lumen Output	524lm
Light Source	COB LED 3000K
Class	I
CRI	>80
Voltage (V/Hz)	220V-240V/50-60Hz
Beam angle	38°

Visor accessory	
75714-2	● Black 5,20€
Material	Body PC



Tree
236



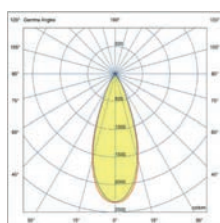
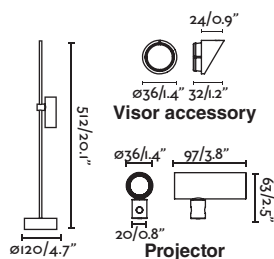
Spike
262



Wall
358



Suspended
304



Clap baliza 1266
Faro Lab

IP65 incl. 355° 360°

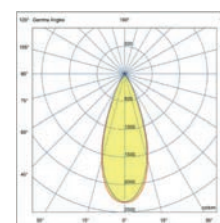
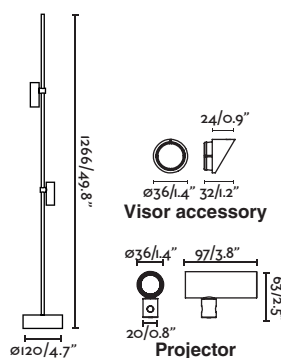


Visor accessory

75705-233 ● Black 219,00€

Material	Body Aluminium+Stainless steel
Power	2X6W
Lumen Output	2x524lm
Light Source	COB LED 3000K
Class	I
CRI	>80
Voltage (V/Hz)	220V-240V/50-60Hz
Beam angle	38°

Visor accessory	
75714-2	● Black 5,20€
Material	Body PC



Clap baliza 512 c/ pantalla
Faro Lab

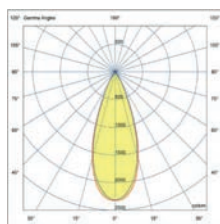
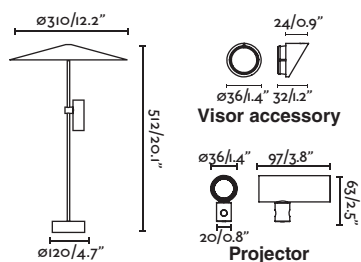


Visor accessory

75704-233P ●● Black + Black 284,90€

Material	Body Aluminium Shade Aluminium
Power	6W
Lumen Output	524lm
Light Source	COB LED 3000K
Class	I
CRI	>80
Voltage (V/Hz)	220V-240V/50-60Hz
Beam angle	38°

Visor accessory	
75714-2 ●● Black 5,20€	
Material	Body PC



Clap baliza 1266 c/ pantalla
Faro Lab

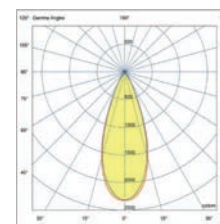
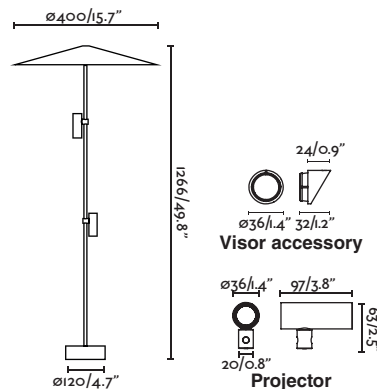


Visor accessory

75705-233P ●● Black + Black 303,90€

Material	Body Aluminium+Stainless steel Shade Aluminium
Power	2X6W
Lumen Output	2x524lm
Light Source	COB LED 3000K
Class	I
CRI	>80
Voltage (V/Hz)	220V-240V/50-60Hz
Beam angle	38°

Visor accessory	
75714-2 ●● Black 5,20€	
Material	Body PC




Saigon

Design Nahtrang

It is characterized by simplicity and pure forms.


The shade is made of UV-resistant polyester cord that lets the light pass through creating a beautiful light effect.



Saigon out 1200 C70 71575-13

outdoor

Floor



Saigon out C100 71569-12

Saigon out 1200
W70 71575-07



Saigon out C100
Nahtrang

IP44

NEW MATERIAL



- 71569-10 ●● Dark Grey + Beige 1.008,00€
- 71569-12 NEW ●● Dark Grey + Green 1.008,00€
- 71569-14 NEW ●● Dark Grey + Ochre 1.008,00€

Saigon out 1950 C70
Nahtrang

IP44

NEW MATERIAL



- 71569-09 ●● Dark Grey + Beige 762,00€
- 71569-11 NEW ●● Dark Grey + Green 762,00€
- 71569-13 NEW ●● Dark Grey + Ochre 762,00€

Saigon out 1200 C70
Nahtrang

IP44

NEW MATERIAL



- 71575-09 ●● Dark Grey + Beige 750,50€
- 71575-11 NEW ●● Dark Grey + Green 750,50€
- 71575-13 NEW ●● Dark Grey + Ochre 750,50€

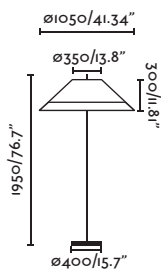
Material	Body Aluminium+Concrete
	Diff PEMD
	Shade PP
Light Source	1 E27 max. 15W
Bulb incl.	No
Recom. Bulb	17463
Class	II
Cable	2 MT

Material	Body Aluminium
	Diff Opal PEMD
	Shade PP
Light Source	1 E27 max. 15W
Bulb incl.	No
Recom. Bulb	17463
Class	II
Cable	2 MT

Material	Body Aluminium
	Diff Opal PEMD
	Shade PP
Light Source	1 E27 max. 15W
Bulb incl.	No
Recom. Bulb	17463
Class	II
Cable	2 MT



Portable
312



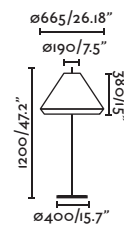
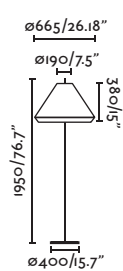
Spike
274



Suspended
308



Portable
312





Saigon out C100 71569-10

Saigon out W100
Nahtrang

IP44



71569-08

●● Dark Grey + Brown 996,20€

Saigon out 1950 W70
Nahtrang

IP44



71569-07

●● Dark Grey + Brown 669,90€

Saigon out 1200 W70
Nahtrang

IP44



71575-07

●● Dark Grey + Brown 658,40€

Material	Body Aluminium+Concrete
	Diff Opal PEMD
	Shade Synthetic wicker
Light Source	1 E27 max. 15W
Bulb incl.	No
Recom. Bulb	17463
Class	II
Cable	2 MT

Material	Body Aluminium
	Diff Opal PEMD
	Shade Synthetic wicker
Light Source	1 E27 max. 15W
Bulb incl.	No
Recom. Bulb	17463
Class	II
Cable	2 MT

Material	Body Aluminium
	Diff Opal PEMD
	Shade Synthetic wicker
Light Source	1 E27 max. 15W
Bulb incl.	No
Recom. Bulb	17463
Class	II
Cable	2 MT



Portable
314



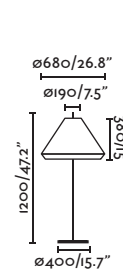
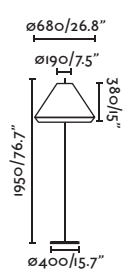
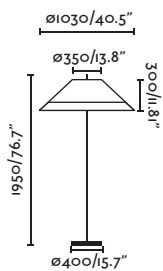
Spike
274



Suspended
308



Portable
314





Saigon out 1950 T70
Nahtrang

IP44



- 71569-05 Dark Grey + Cream **535,20€**
- 71569-06 Dark Grey + Brown **535,20€**

Material	Body Aluminium
	Diff Opal PEMD
	Shade Textilene
Light Source	1 E27 max. 15W
Bulb incl.	No
Recom. Bulb	17463
Class	II
Cable	2 MT

Saigon out 1200 T70
Nahtrang

IP44



- 71575-05 Dark Grey + Cream **523,70€**
- 71575-06 Dark Grey + Brown **523,70€**

Material	Body Aluminium
	Diff Opal PEMD
	Shade Textilene
Light Source	1 E27 max. 15W
Bulb incl.	No
Recom. Bulb	17463
Class	II
Cable	2 MT



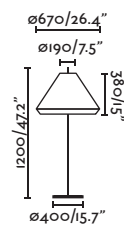
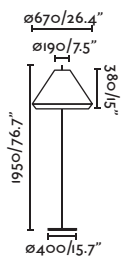
Spike
274



Suspended
308



Portable
314





Saigon out 2000 R55
Nahtrang

IP44



71569-01 ● Dark Grey + White 428,00€

Saigon out 1150 R55
Nahtrang

IP44



71575-01 ● Dark Grey + White 416,50€

Saigon out 500 R55
Nahtrang

IP44



71576-01 ● Dark Grey + White 387,20€

Material	Body Aluminium
	Diff Opal PEMD
	Shade PEMD
Light Source	1 E27 max. 15W
Bulb incl.	No
Recom. Bulb	17463
Class	II
Cable	2 MT

Material	Body Aluminium
	Diff Opal PEMD
	Shade PEMD
Light Source	1 E27 max. 15W
Bulb incl.	No
Recom. Bulb	17463
Class	II
Cable	2 MT

Material	Body Aluminium
	Diff Opal PEMD
	Shade PEMD
Light Source	1 E27 max. 15W
Bulb incl.	No
Recom. Bulb	17463
Class	II
Cable	2 MT



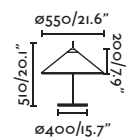
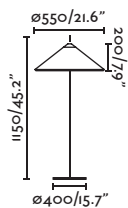
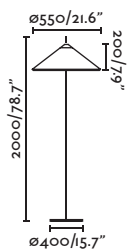
Spike
278



Suspended
310



Portable
316



outdoor

Floor



Saigon out 1150 R55 71575-01

Saigon out 2100 R45
Nahtrang

IP44



71569-04 ● Dark Grey + White 384,90€

Saigon out 1300 R45
Nahtrang

IP44



71575-04 ● Dark Grey + White 373,40€

Saigon out 670 R45
Nahtrang

IP44

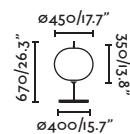
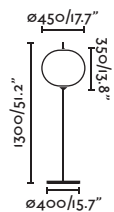
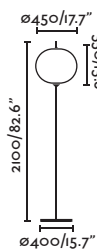



71576-04 ● Dark Grey + White 344,10€

Material	Body Aluminium
	Diff Opal PEMD
	Shade PEMD
Light Source	1 E27 max. 15W
Bulb incl.	No
Recom. Bulb	17463
Class	II
Cable	2 MT

Material	Body Aluminium
	Diff Opal PEMD
	Shade PEMD
Light Source	1 E27 max. 15W
Bulb incl.	No
Recom. Bulb	17463
Class	II
Cable	2 MT

Material	Body Aluminium
	Diff Opal PEMD
	Shade PEMD
Light Source	1 E27 max. 15W
Bulb incl.	No
Recom. Bulb	17463
Class	II
Cable	2 MT



outdoor

Floor



Saigon out 2100 R45 71569-04

Akane
Pepe Llaudet

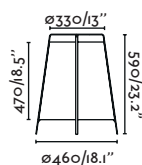
IP44



- 71262 Matt Black + Green 573,50€
- 71263 Matt Black + Beige 573,50€

Material	Body Steel
	Shade PP
Light Source	E27 max. 12W
Bulb incl.	No
Recom. Bulb	17425
Class	II
Cable	5 MT

*Only for glass LED bulbs, models A60, ST64, G95 and G125



Akane


Design Pepe Llaudet

Akane is inspired by the traditional street lamps of the east. The purity of their forms and choice of materials are key to them prevailing over time.



Cadaques
Faro Lab

IP44  incl.



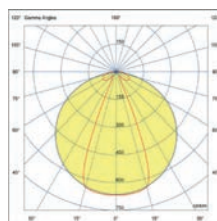
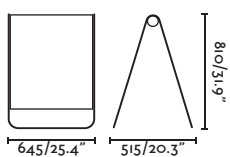
- 71242 Dark Grey + Beige **267,70€**
- 71243 Dark Grey + Blue **267,70€**

Material	Body Aluminium
	Diff Opal PC
	Shade Textilene
Power	18W
Lumen Output	500lm
Light Source	SMD LED 2700K
Class	II
CRI	>80
Voltage (V/Hz)	100V-240V/50-60Hz
Cable	3 MT



Floor fixing accessory included

2.5mts. cable extension accessory	
71244	17,50€



outdoor

Floor

Cadaques

Design Faro Lab

Cadaqués evokes the enjoyment of outdoor spaces, taking us to the warmest months of the year.



Cat
Nahtrang

IP54



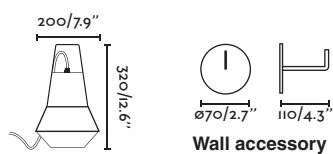
71564 ● Red 121,70€

Material	Body Aluminium
	Diff Matt White PEMD
Light Source	1 E27 max. 15W
Bulb incl.	No
Recom. Bulb	17463
Class	II
Cable	5 MT

Wall accessory

71556 ● Black 20,50€

Material **Body** Aluminium



Cat

Design Nahtrang

Change the place,
hang it wherever
you want and
surprise yourself
with the infinite
possibilities it
allows you.



Versus
Pepe Llaudet

IP44

Versus structure S
Pepe Llaudet

Versus structure L
Pepe Llaudet



74423 ● Matt White 210,00€



74422 ● Black 207,50€

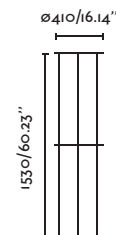
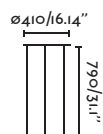
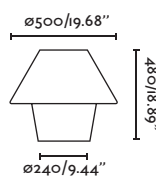


74424 ● Black 249,10€

Material	Body PEMD Diff Matt White
Light Source	1 E27 max. 15W
Bulb incl.	No
Recom. Bulb	17463
Class	II
Cable	3 MT

Material	Body Steel
-----------------	-------------------

Material	Body Steel
-----------------	-------------------



Versus

Design Pepe Llaudet



Versus 74423 + Structure S 74422

Versus is the ideal choice not only for its design but also for its high resistance to outdoor environmental conditions.



Versus 74423

Brot 200
Yembarastudio

IP65 incl. 355° IP68 CONNECTOR

NEW



75572 NEW ● Black 105,30€

Material	Body Aluminium
Power	7W
Lumen Output	290lm
Light Source	SMD LED 2700K
Class	II
CRI	>80
Voltage (V/Hz)	100V-240V/50-60Hz
Beam angle	80°
Cable	2 MT

Brot 600
Yembarastudio

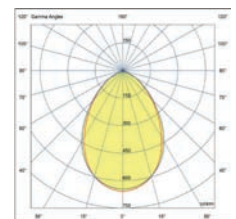
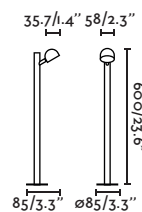
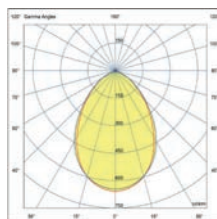
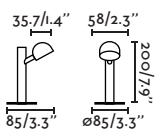
IP65 incl. 355° IP68 CONNECTOR

NEW



75573 NEW ● Black 112,90€

Material	Body Aluminium
Power	7W
Lumen Output	290lm
Light Source	SMD LED 2700K
Class	II
CRI	>80
Voltage (V/Hz)	100V-240V/50-60Hz
Beam angle	80°
Cable	2 MT



Brot

Design Yembarastudio

A fun design collection created by Yembara Studio. With warm light, the design of this beacon is minimalist and architectural. Ideal for illuminating trails and paths in outdoor spaces.

Brot 600 75573



reddot winner 2021

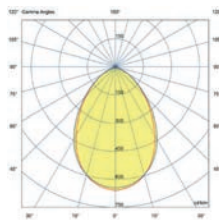
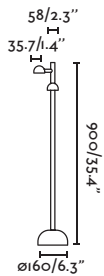
Brot 900
Yembarastudio

IP65
incl.



71253 ● Black 268,00€

Material	Body Aluminium Diff Opal Glass
Power	2x6W
Lumen Output	2x290lm
Light Source	SMD LED 2700K
Class	I
CRI	>80
Voltage (V/Hz)	100V-240V/50-60Hz
Beam angle	80°



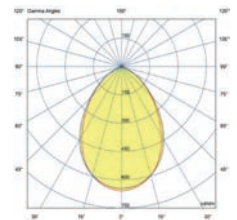
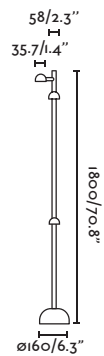
Brot 1800
Yembarastudio

IP65
incl.



71254 ● Black 431,60€

Material	Body Aluminium Diff Opal Glass
Power	3x6W
Lumen Output	3x290lm
Light Source	SMD LED 2700K
Class	I
CRI	>80
Voltage (V/Hz)	100V-240V/50-60Hz
Beam angle	80°






Brot 1800 71254



Brot 900 71253



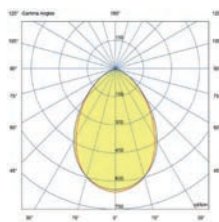
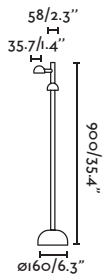
Brot 900 portable
Yembarastudio

IP65  incl.



71256 ● Black 329,10€

Material	Body Aluminium Diff Opal Glass
Power	2x6W
Lumen Output	2x290lm
Light Source	SMD LED 2700K
Class	I
CRI	>80
Voltage (V/Hz)	100V-240V/50-60Hz
Cable	1.8 MT



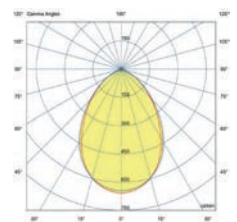
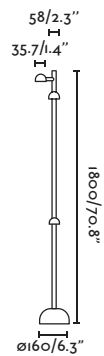
Brot 1800 portable
Yembarastudio

IP65  incl.




71257 ● Black 509,60€

Material	Body Aluminium Diff Opal Glass
Power	3x6W
Lumen Output	3x290lm
Light Source	SMD LED 2700K
Class	I
CRI	>80
Voltage (V/Hz)	100V-240V/50-60Hz
Cable	1.8 MT





The high version (71257) includes a spike to install it in the lawn.



Brot 900 portable 71256



Gaia

NEW

Design Yembarastudio

Its morphology evokes the archetype of the sphere, an organic form without edges that merges with the landscape in a natural way.



Gaia 75564



Gaia's LED light module designed with antiglare visor.

Gaia
Yembarastudio

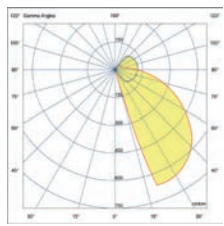
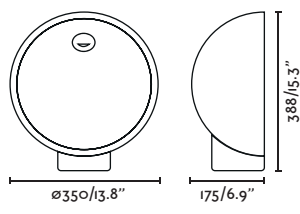
IP55 IK06 incl. SEA SIDE SUITABLE IP68 CONNECTOR

NEW



- 75563 ● Grey Cement 295,20€
- 75564 ● Beige 295,20€

Material	Body Concrete
Power	6W
Lumen Output	214lm
Light Source	SMD LED 2700K
Class	II
CRI	>80
Voltage (V/Hz)	220V-240V/50-60Hz







Available in two heights so that the most original compositions can be created.



Cuca 1193 75559

Its minimalist stainless steel structure in the shape of a semicircular arch raises generating elegant and minimalist scenographic spaces.



Cuca 650 24V
Faro Lab

IP65 IK06 no incl.

Cuca 650
Faro Lab

IP65 IK06 incl. CONNECTOR IP68

24V DC



75558 ● Black 159,20€

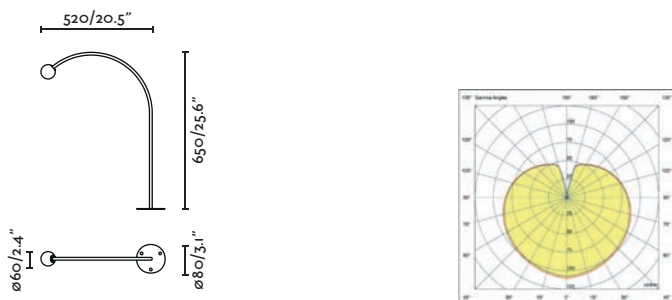
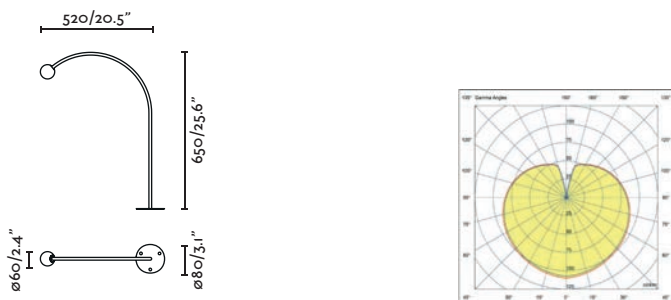
Material	Body Stainless steel
	Diff Opal Glass
Power	3W
Lumen Output	154lm
Light Source	COB LED 2700K
Class	III
CRI	>90
Voltage (V/Hz)	24V DC
Recom. Driver	98324026
Cable	0.5 MT

*Drivers info pag. 554



75567 ● Black 201,10€


Material	Body Stainless steel
	Diff Opal Glass
Power	3W
Lumen Output	154lm
Light Source	COB LED 2700K
Class	II
CRI	>90
Voltage (V/Hz)	220V-240V/50-60Hz
Cable	0.5 MT



Cuca 1193 24V
Faro Lab

IP65 IK06 no incl.

24V DC




75559 ● Black 179,90€

Material	Body Stainless steel
	Diff Opal Glass
Power	3W
Lumen Output	154lm
Light Source	COB LED 2700K
Class	III
CRI	>90
Voltage (V/Hz)	24V DC
Recom. Driver	98324026
Cable	0.5 MT

*Drivers info pag. 554

Cuca 1193
Faro Lab

IP65 IK06 incl. CONNECTOR IP68

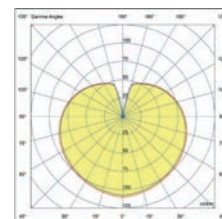
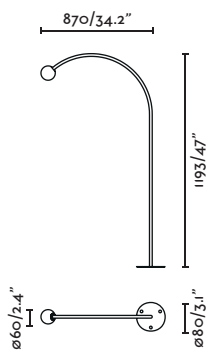
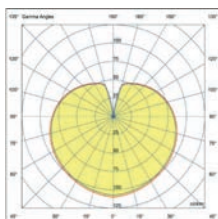
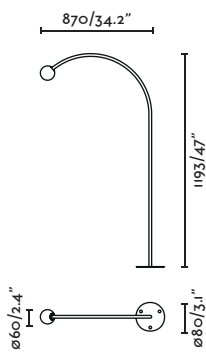


75568 ● Black 221,90€

Material	Body Stainless steel
	Diff Opal Glass
Power	3W
Lumen Output	154lm
Light Source	COB LED 2700K
Class	II
CRI	>90
Voltage (V/Hz)	220V-240V/50-60Hz
Cable	0.5 MT



Spike
270



Totem

Design Roger Vancells



Totem 611 75552



Totem 285 75551

Its simple, rounded lines form a compact, brutalist-inspired form that seeks to emphasize the expressive nature of its material, giving prominence to the natural concrete from which it is constructed.



reddot winner 2023



Totem 285
Roger Vancells

IP55 IK06 incl. SEA SIDE SUITABLE IP68 CONNECTOR



- 75550 2700K ● Grey Cement **282,90€**
- 75551 3000K ● Grey Cement **282,80€**

Material	Body Concrete
Power	6,5W
Lumen Output	307lm [2700K] 370lm [3000K]
Light Source	SMD LED
Class	II
CRI	>=80
Voltage (V/Hz)	220V-240V/50-60Hz

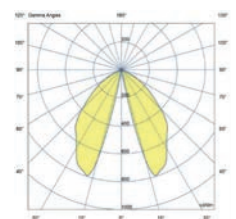
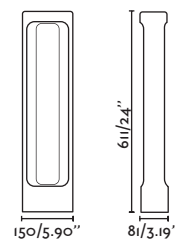
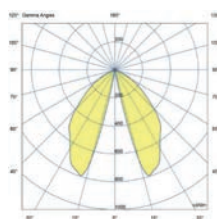
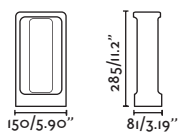
Totem 611
Roger Vancells

IP55 IK06 incl. SEA SIDE SUITABLE IP68 CONNECTOR



- 75552 2700K ● Grey Cement **367,60€**
- 75553 3000K ● Grey Cement **367,60€**

Material	Body Concrete
Power	6,5W
Lumen Output	307lm [2700K] 370lm [3000K]
Light Source	SMD LED
Class	II
CRI	>=80
Voltage (V/Hz)	220V-240V/50-60Hz






Balic
Yembarastudio

IP65 IK06 incl.

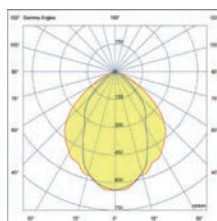
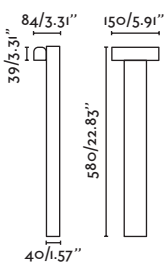


70295 ● Black 209,00€



Chose fixture's color temperature by pressing CCT changeable button during the installation.

Material	Body Aluminium Diff Glass
Power	8W
Lumen Output	813/870/896lm
Light Source	SMD LED 2700K-3000K-4000K
Class	I
CRI	>=80
Voltage (V/Hz)	220V-240V/50-60Hz



Balic

Design Yembarastudio

Balic is a beacon with a discreet and functional design, made of die-cast aluminium and available in three colour temperature options.



Lotus 350
Estudi Ribaudí

IP65 IK08 incl.



71224 ● Dark Grey 217,30€

Material	Body Aluminium Diff Opal PC
Power	18W
Lumen Output	1120lm
Light Source	SMD LED 3000K
Class	I
CRI	>80
Voltage (V/Hz)	100V-240V/50-60Hz

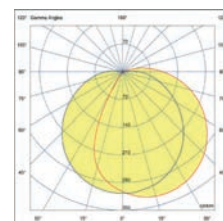
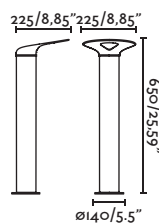
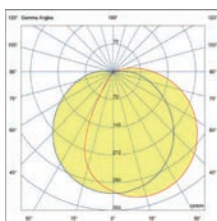
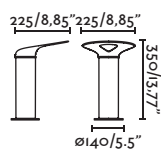
Lotus 650
Estudi Ribaudí

IP65 IK08 incl.



71225 ● Dark Grey 268,50€

Material	Body Aluminium Diff Opal PC
Power	18W
Lumen Output	1120lm
Light Source	SMD LED 3000K
Class	I
CRI	>80
Voltage (V/Hz)	100V-240V/50-60Hz



Lotus

Design Estudi Ribaudí



Lotus 350 71224

Inspired by the lotus flower, this outdoor collection is made of aluminum which gives it greater robustness and durability.



Block 350
Àlex & Manel Llusçà

IP65 IK06 SEA SIDE SUITABLE



74141 ● Grey Cement 286,20€

Material	Body Concrete
	Diff Opal Glass
Light Source	1 E27 max. 15W
Bulb incl.	No
Recom. Bulb	17463
Class	I

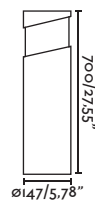
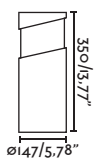
Block 700
Àlex & Manel Llusçà

IP65 IK06 SEA SIDE SUITABLE



74142 ● Grey Cement 390,50€

Material	Body Concrete
	Diff Opal Glass
Light Source	1 E27 max. 15W
Bulb incl.	No
Recom. Bulb	17463
Class	I



Block

Design Àlex & Manel Llusçà



Its opal diffuser avoids glare.

Block will surprise you. Not only because it emits light in its 360 degrees but also because of the material in which it is made: concrete



Cast 300

IP65 IK06 incl.



74155 ● Dark Grey 262,55€

Material	Body Concrete
	Diff Opal PC
Power	10W
Lumen Output	550lm
Light Source	SMD LED 3000K
Class	I
CRI	>80
Voltage (V/Hz)	220V-240V/50-60Hz

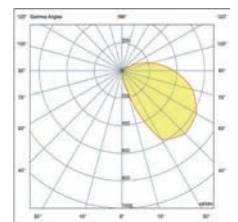
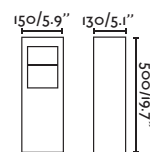
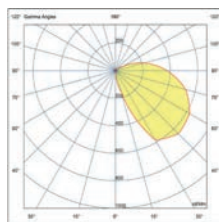
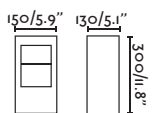
Cast 500

IP65 IK06 incl.



74156 ● Dark Grey 350,10€

Material	Body Concrete
	Diff Opal PC
Power	10W
Lumen Output	550lm
Light Source	SMD LED 3000K
Class	I
CRI	>80
Voltage (V/Hz)	220V-240V/50-60Hz





Outdoor Lighting

Twist 300
Estudi Ribaudí

IP65  incl.



71286 ● Dark Grey 165,20€

Material	Body Aluminium
	Diff Opal PC
Power	10W
Lumen Output	500lm
Light Source	SMD LED 3000K
Class	I
CRI	>80
Voltage (V/Hz)	100V-240V/50-60Hz

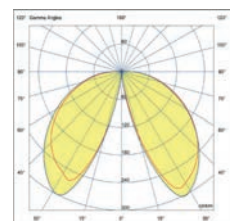
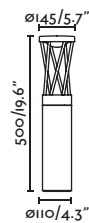
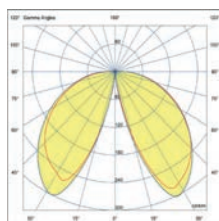
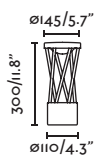
Twist 500
Estudi Ribaudí

IP65  incl.



71287 ● Dark Grey 199,80€

Material	Body Aluminium
	Diff Opal PC
Power	10W
Lumen Output	500lm
Light Source	SMD LED 3000K
Class	I
CRI	>80
Voltage (V/Hz)	100V-240V/50-60Hz



Twist

Design Estudi Ribaudí



Twist 500 71287

It is original, fresh and fun and creates an effect of lights and shadows on the surfaces where it is located.



Twist 300 71286

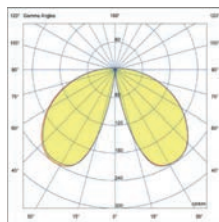
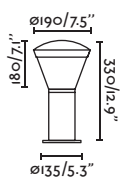
Shelby 330
Conillas

IP65  incl.



75537 ● Dark Grey 197,60€

Material	Body Aluminium
	Diff Transparent PC
Power	10W
Lumen Output	600lm
Light Source	SMD LED 3000K
Class	I
CRI	>80
Voltage (V/Hz)	100V-240V/50-60Hz



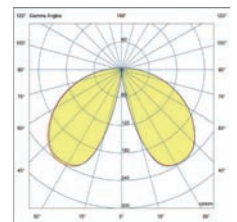
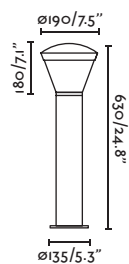
Shelby 630
Conillas

IP65  incl.



75538 ● Dark Grey 223,60€

Material	Body Aluminium
	Diff Transparent PC
Power	10W
Lumen Output	600lm
Light Source	SMD LED 3000K
Class	I
CRI	>80
Voltage (V/Hz)	100V-240V/50-60Hz




Shelby

Design Conillas

Shelby is the revision of a classic. Applying the new technology, its performance has been improved, offering 360 degrees light, ideal for illuminating outdoor spaces.



Shelby 330 75537



Sticker
Lucid Product Design

IP55 IK10 incl.

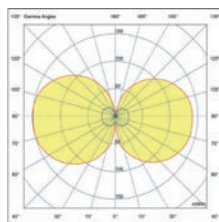
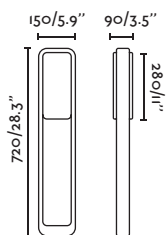


75541 ● Dark Grey 238,80€

Material	Body Aluminium
	Diff Opal PMMA
Power	10W
Lumen Output	623lm
Light Source	SMD LED 3000K
Class	I
CRI	>80
Voltage (V/Hz)	100V-240V/50-60Hz



Wall
432



Tram 630
Estudi Ribaudí

IP65



75531 ● Dark Grey 143,90€

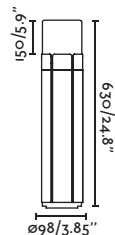
Material	Body Aluminium
	Diff Opal PMMA
Light Source	1 E27 max. 15W
Bulb incl.	No
Recom. Bulb	17463
Class	I



Floor
210



Wall
374



outdoor

Floor



Tram 630 75531



Sticker 75541

Datna 300
Àlex & Manel Llusca

IP44 SEA SIDE SUITABLE



74441 ●● Dark Grey + Opal 122,90€

Material	Body Aluminium
	Diff Opal PC
Light Source	1 E27 max. 15W
Bulb incl.	No
Recom. Bulb	17463
Class	I

Datna 600
Àlex & Manel Llusca

IP44 IK05

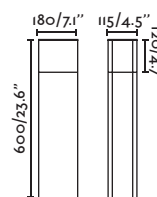
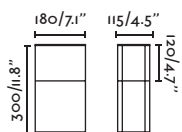


74442 ●● Dark Grey + Opal 167,60€

Material	Body Aluminium
	Diff Opal PC
Light Source	1 E27 max. 15W
Bulb incl.	No
Recom. Bulb	17463
Class	I



Wall
374



Datna

Design Àlex & Manel Llusçà

Seeking integration with the urban landscape and new architecture, this collection of minimalist design is perfect to give a touch of diffuse light in gardens.



Kila 400

IP65



- 71746 Dark Grey + Transparent **156,90€**
- 71747 Dark Grey + Smoked **237,20€**
- 71748 Dark Grey + Amber **237,20€**

Material	Body Aluminium
	Diff Transparent Glass
Light Source	1 E27 max. 15W
Bulb incl.	No
Recom. Bulb	17463
Class	I

Kila 700

IP65



- 71749 Dark Grey + Transparent **237,20€**
- 71750 Dark Grey + Smoked **297,30€**
- 71751 Dark Grey + Amber **297,30€**

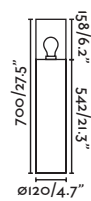
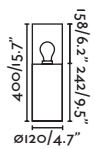
Material	Body Aluminium
	Diff Transparent Glass
Light Source	1 E27 max. 15W
Bulb incl.	No
Recom. Bulb	17463
Class	I



Ceiling
338



Wall
384





Kila 700 71750



Kila 400 71746

Plim 1

IP65 IK08 incl.



71299 ● Dark Grey 142,20€

Plim 2

IP65 IK08 incl.



71300 ● Dark Grey 142,20€

Plim 3

IP65 IK08 incl.

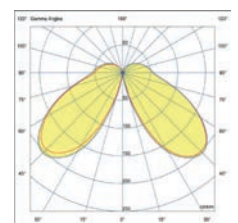
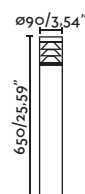
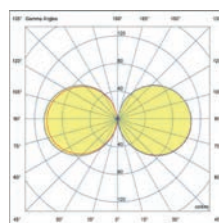
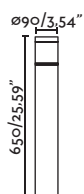
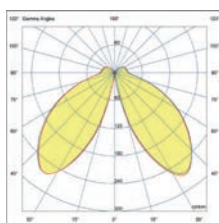
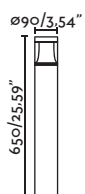


71301 ● Dark Grey 142,20€

Material	Body Aluminium
	Diff Transparent PC
Power	10W
Lumen Output	508lm
Light Source	SMD LED 3000K
Class	I
CRI	>80
Voltage (V/Hz)	100V-240V/50-60Hz

Material	Body Aluminium
	Diff Opal PC
Power	10W
Lumen Output	400lm
Light Source	SMD LED 3000K
Class	I
CRI	>80
Voltage (V/Hz)	100V-240V/50-60Hz

Material	Body Aluminium
	Diff Transparent PC
Power	10W
Lumen Output	478lm
Light Source	SMD LED 3000K
Class	I
CRI	>80
Voltage (V/Hz)	100V-240V/50-60Hz



outdoor

Floor



Plim 3 71301



Muga 295

IP55  incl.



75603 ● Dark Grey 164,80€

Material	Body Aluminium Diff Opal PC
Power	11W
Lumen Output	810lm
Light Source	SMD LED 3000K
Class	I
CRI	>80
Voltage (V/Hz)	100V-240V/50-60Hz

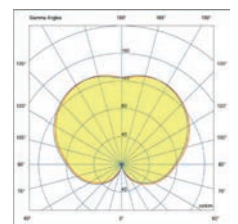
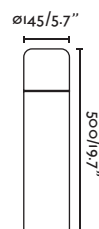
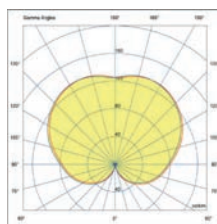
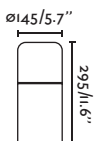
Muga 500

IP55 IK10  incl.



75604 ● Dark Grey 185,45€

Material	Body Aluminium Diff Opal PC
Power	11W
Lumen Output	810lm
Light Source	SMD LED 3000K
Class	I
CRI	>80
Voltage (V/Hz)	100V-240V/50-60Hz



outdoor

Floor



Muga 295 75603

Giza 265

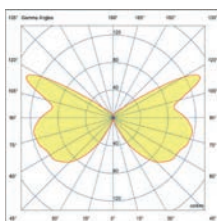
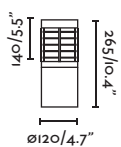
IP54 IK05 incl.



70767

● Dark Grey 179,90€

Material	Body Aluminium Diff Opal PC
Power	15W
Lumen Output	500lm
Light Source	COB LED 3000K
Class	I
CRI	>80
Voltage (V/Hz)	100V-240V/50-60Hz



Giza 650

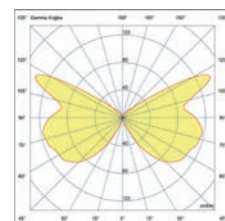

IP54 IK05 incl.



70768

● Dark Grey 227,20€

Material	Body Aluminium Diff Opal PC
Power	15W
Lumen Output	500lm
Light Source	COB LED 3000K
Class	I
CRI	>80
Voltage (V/Hz)	100V-240V/50-60Hz





Giza 265 70767

Wilma 270

IP44



74997

● Dark Grey 94,60€

Wilma 340

IP44



75001

● Dark Grey 158,00€

Wilma 820

IP44



75003

● Dark Grey 262,10€

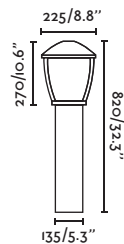
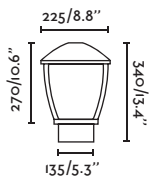
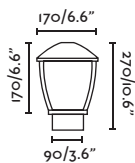
Material	Body Aluminium
	Diff Opal PC
Light Source	1 E27 max. 15W
Bulb incl.	No
Recom. Bulb	17463
Class	I

Material	Body Aluminium
	Diff Opal PC
Light Source	1 E27 max. 15W
Bulb incl.	No
Recom. Bulb	17463
Class	I

Material	Body Aluminium
	Diff Opal PC
Light Source	1 E27 max. 15W
Bulb incl.	No
Recom. Bulb	17463
Class	I



Wall
386



outdoor

Floor



Wilma 820 75003



Wilma 270 74997

Beret 500

IP54 IK04 incl.



75522 ● Dark Grey 142,50€

Material	Body Aluminium Diff Opal PMMA
Power	8W
Lumen Output	350lm
Light Source	SMD LED 4000K
Class	I
CRI	>80
Voltage (V/Hz)	220V-240V/50-60Hz

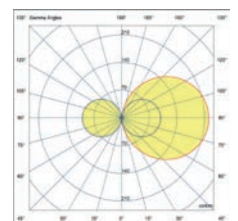
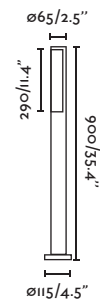
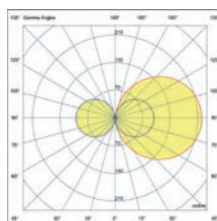
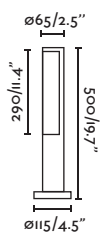
Beret 900

IP54 IK04 incl.



75523 ● Dark Grey 165,20€

Material	Body Aluminium Diff Opal PMMA
Power	8W
Lumen Output	350lm
Light Source	SMD LED 4000K
Class	I
CRI	>80
Voltage (V/Hz)	220V-240V/50-60Hz



outdoor

Floor



Beret 900 75523

Nanda 500

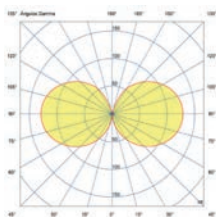
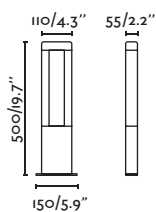
IP54  incl.



71216

● Dark Grey 148,70€

Material	Body Aluminium
	Diff Opal PC
Power	12W
Lumen Output	500lm
Light Source	SMD LED 3000K
Class	I
CRI	>80
Voltage (V/Hz)	100V-240V/50-60Hz



Nanda 800

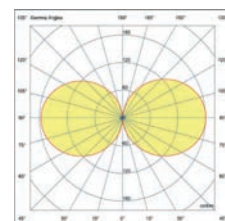
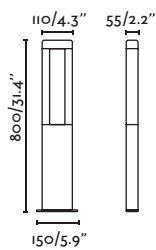
IP54  incl.



71217

● Dark Grey 194,70€

Material	Body Aluminium
	Diff Opal PC
Power	12W
Lumen Output	500lm
Light Source	SMD LED 3000K
Class	I
CRI	>80
Voltage (V/Hz)	100V-240V/50-60Hz



outdoor

Floor



Nanda 500 71216



Nanda 800 71217

Logar 650

IP54 IK10 incl.



75605 ● Dark Grey 175,50€

Material	Body Aluminium Diff Opal PMMA
Power	12W
Lumen Output	580lm
Light Source	SMD LED 3000K
Class	I
CRI	>80
Voltage (V/Hz)	100V-240V/50-60Hz

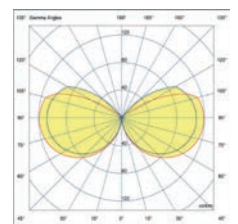
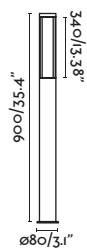
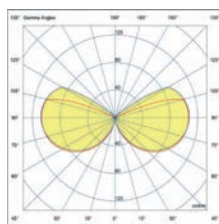
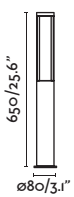
Logar 900

IP54 IK10 incl.



75606 ● Dark Grey 263,70€

Material	Body Aluminium Diff Opal PMMA
Power	23W
Lumen Output	1340lm
Light Source	SMD LED 3000K
Class	I
CRI	>80
Voltage (V/Hz)	100V-240V/50-60Hz



outdoor

Floor



Logar 650 75605

Blubs Mistu Moon & Muffin

A timeless proposal
capable of fitting into
various outdoor
atmospheres.



Pleasant design for a
highly versatile series.
A polymethacrylate
(PMMA) diffuser provides
excellent, perfectly
proportioned light.

Mistu 600 74434B-02



Muffin 259 74433S-04

outdoor

Floor



Muffin 559 74434B-04



It is the search for the essence of light, and simplicity in shape. A full moon that floods everything around it with light.

Moon 610 74434B-01

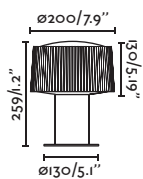
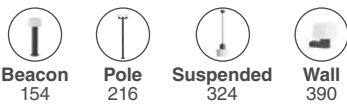
Muffin 259
Àlex & Manel Lluscà

IP44



74433S-04 ●● Dark Grey + Opal 99,70€

Material	Body Aluminium
	Diff Opal PMMA
Light Source	1 E27 max. 15W
Bulb incl.	No
Recom. Bulb	17437
Class	I



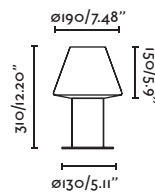
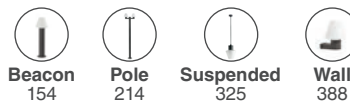
Mistu 310
Faro Lab

IP44



74433S-02 ●● Dark Grey + Opal 86,90€

Material	Body Aluminium
	Diff Opal PMMA
Light Source	1 E27 max. 15W
Bulb incl.	No
Recom. Bulb	17437
Class	I



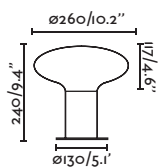
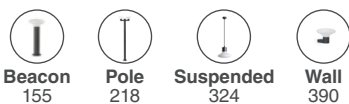
Blubs 240
Estudi Ribaudí

IP44



74433S-03 ●● Dark Grey + Opal 108,00€

Material	Body Aluminium
	Diff Opal PMMA
Light Source	1 E27 max. 15W
Bulb incl.	No
Recom. Bulb	17437
Class	I



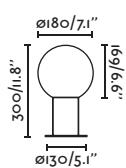

Moon 300
Faro Lab

IP44



74433S-01 ●● Dark Grey + Opal 101,30€

Material	Body Aluminium
	Diff Opal PMMA
Light Source	1 E27 max. 15W
Bulb incl.	No
Recom. Bulb	17437
Class	I



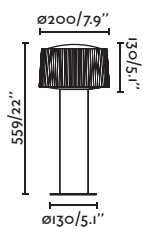
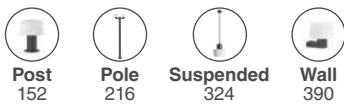
Muffin 559
Àlex & Manel Llusçà

IP44



74434B-04 ●● Dark Grey + Opal 124,10€

Material	Body Aluminium
	Diff Opal PMMA
Light Source	1 E27 max. 15W
Bulb incl.	No
Recom. Bulb	17437
Class	I



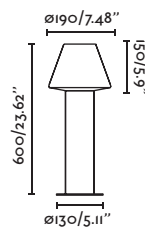
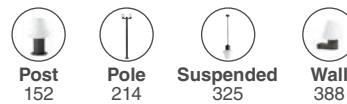
Mistu 600
Faro Lab

IP44



74434B-02 ●● Dark Grey + Opal 111,30€

Material	Body Aluminium
	Diff Opal PMMA
Light Source	1 E27 max. 15W
Bulb incl.	No
Recom. Bulb	17437
Class	I



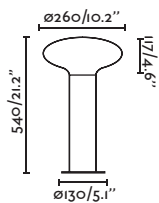
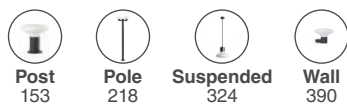
Blubs 540
Estudi Ribaudí

IP44



74434B-03 ●● Dark Grey + Opal 132,40€

Material	Body Aluminium
	Diff Opal PMMA
Light Source	1 E27 max. 15W
Bulb incl.	No
Recom. Bulb	17437
Class	I



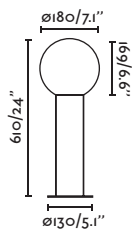

Moon 610
Faro Lab

IP44



74434B-01 ●● Dark Grey + Opal 125,70€

Material	Body Aluminium
	Diff Opal PMMA
Light Source	1 E27 max. 15W
Bulb incl.	No
Recom. Bulb	17437
Class	I



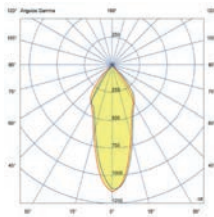
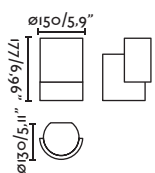
Noboru

IP65 IK08 incl.



70576 ● Dark Grey 191,00€

Material	Body Aluminium
	Diff Transparent Glass
Power	16W
Lumen Output	690lm
Light Source	COB LED 3000K
Class	I
CRI	>80
Voltage (V/Hz)	100V-240V/50Hz
Beam angle	36°



outdoor

Floor



Mila

IP65  incl.



70771

● Dark Grey + Opal 285,70€

Material	Body Aluminium
	Diff Opal PC
Power	18W
Lumen Output	500lm
Light Source	SMD LED 4000K
Class	I
CRI	>80
Voltage (V/Hz)	220V-240V/50-60Hz

Nala

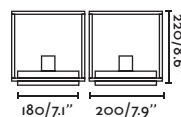
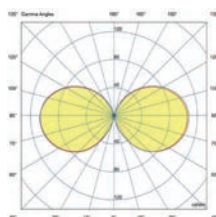
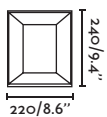
IP54



70772

● Dark Grey + Transparent 179,90€

Material	Body Aluminium
	Diff Transparent Glass
Light Source	1 E27 max. 15W
Bulb incl.	No
Recom. Bulb	17463
Class	I





Sete

IP54 IK04 incl.



75521 ● Dark Grey + Opal 210,60€

Material	Body Aluminium Diff Opal PC
Power	6W
Lumen Output	155lm
Light Source	SMD LED 3000K
Class	I
CRI	>80
Voltage (V/Hz)	100V-240V/50-60Hz

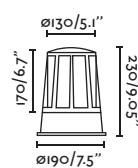
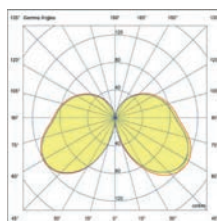
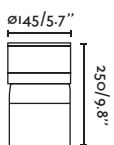
Surat

IP54



72310 ● Dark Grey + Transparent 93,90€

Material	Body Aluminium Diff Transparent Glass
Light Source	1 E27 max. 15W
Bulb incl.	No
Recom. Bulb	17463
Class	I





Sete 75521



Surat 72310

Mauren

IP44 SEA SIDE
SUITABLE



70993

Brass + Transparent 149,40€

Material	Body Brass
	Diff Transparent Glass
Light Source	1 E27 max. 15W
Bulb incl.	No
Recom. Bulb	17463
Class	I





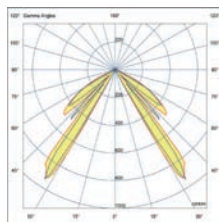
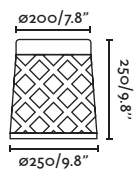
Shadow 250
Àlex & Manel Llusçà

IP65 IK08 incl.



72311 ● Dark Grey 285,90€

Material	Body Aluminium Diff Opal Glass
Power	11W
Lumen Output	800lm
Light Source	SMD LED 3000K
Class	I
CRI	>80
Voltage (V/Hz)	220V-240V/50-60Hz



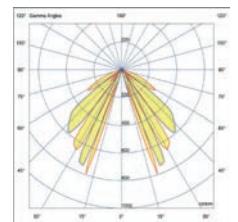

Shadow 450
Àlex & Manel Llusçà

IP65 IK08 incl.



72312 ● Dark Grey 332,50€

Material	Body Aluminium Diff Opal Glass
Power	11W
Lumen Output	800lm
Light Source	SMD LED 3000K
Class	I
CRI	>80
Voltage (V/Hz)	220V-240V/50-60Hz



Shadow

Design Àlex & Manel Llusçà

Shadow reinvents the concept of garden beacons. Place several pieces along a path and you'll get an amazing effect.



Bu-Oh 265
Estudi Ribaudí

IP65  incl.



71213 ● Dark Grey 202,70€

Material	Body Aluminium Diff Opal PC
Power	12W
Lumen Output	310lm
Light Source	SMD LED 3000K
Class	I
CRI	>80
Voltage (V/Hz)	100V-240V/50-60Hz

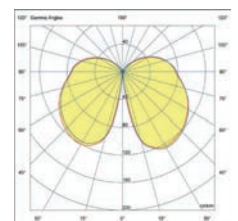
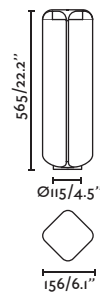
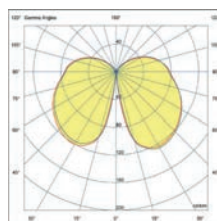
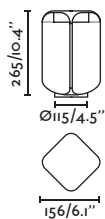

Bu-Oh 560
Estudi Ribaudí

IP65  incl.



71214 ● Dark Grey 268,50€

Material	Body Aluminium Diff Opal PC
Power	12W
Lumen Output	310lm
Light Source	SMD LED 3000K
Class	I
CRI	>80
Voltage (V/Hz)	100V-240V/50-60Hz



Bu-Oh

Design Estudi Ribaudí



Bu-Oh 265 71213

Bu-oh! is a collection of intimidating-looking outdoor luminaires with unparalleled elegance and beauty. Ideal for signalling outdoor environments in an original and ingenious way.



Bu-Oh 560 71214

Alp 500

IP54
incl.



74451 ● Dark Grey 171,60€

Material	Body Aluminium Diff Opal PC
Power	7W
Lumen Output	350lm
Light Source	SMD LED 3000K
Class	I
CRI	>80
Voltage (V/Hz)	100V-240V/50-60Hz
Beam angle	180°

Alp 800

IP54
incl.

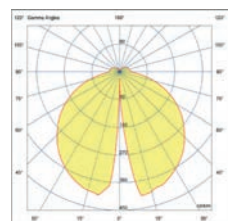
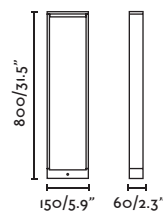
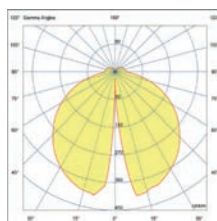
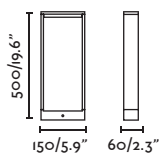


74452 ● Dark Grey 203,70€

Material	Body Aluminium Diff Opal PC
Power	7W
Lumen Output	350lm
Light Source	SMD LED 3000K
Class	I
CRI	>80
Voltage (V/Hz)	100V-240V/50-60Hz
Beam angle	180°




Wall
434



outdoor

Floor



Alp 800 74452



Das 300

IP54 IK09 incl.



75519 ● Dark Grey 160,60€

Material	Body Aluminium
	Diff Transparent Glass
Power	8W
Lumen Output	480lm
Light Source	COB LED 3000K
Class	I
CRI	>80
Voltage (V/Hz)	100V-240V/50-60Hz
Beam angle	180°

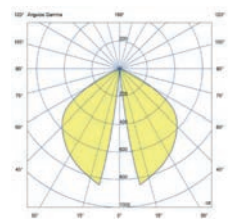
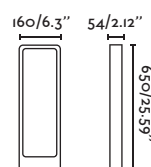
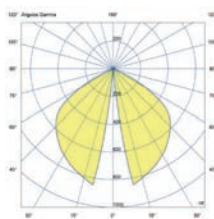
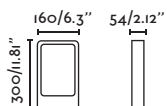
Das 650

IP54 IK09 incl.



75520 ● Dark Grey 187,70€

Material	Body Aluminium
	Diff Transparent Glass
Power	8W
Lumen Output	480lm
Light Source	COB LED 3000K
Class	I
CRI	>80
Voltage (V/Hz)	100V-240V/50-60Hz
Beam angle	180°



outdoor

Floor



Das 300 75519

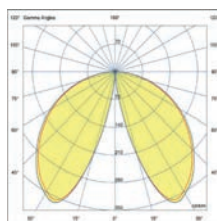
Naya 200

IP54  incl.



71198 ● Dark Grey 110,10€

Material	Body Aluminium Diff Transparent PC
Power	8W
Lumen Output	180lm
Light Source	SMD LED 3000K
Class	I
CRI	>80
Voltage (V/Hz)	100V-240V/50-60Hz
Beam angle	120°



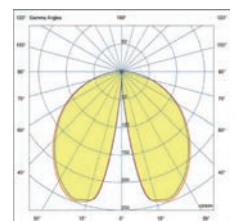
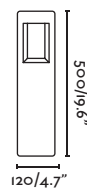
Naya 500

IP54  incl.



71199 ● Dark Grey 145,50€

Material	Body Aluminium Diff Transparent PC
Power	8W
Lumen Output	180lm
Light Source	SMD LED 3000K
Class	I
CRI	>80
Voltage (V/Hz)	100V-240V/50-60Hz
Beam angle	120°



outdoor

Floor



Agra 200

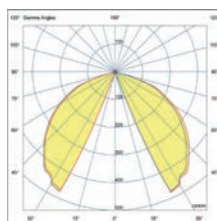
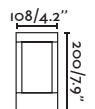
IP55  incl.

NEW
2700K



- 70755 3000K Dark Grey **168,60€**
- 70756 3000K Brown **168,60€**
- 70840 NEW 2700K Dark Grey **168,60€**
- 70841 NEW 2700K Brown **168,60€**

Material	Body Aluminium
	Diff Transparent Glass
Power	9W
Lumen Output	647lm [3000K] 503lm [2700K]
Light Source	COB LED
Class	I
CRI	>80
Voltage (V/Hz)	100V-240V/50-60Hz



Agra 650

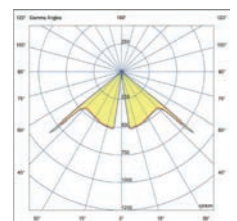
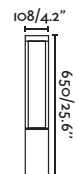
IP55  incl.

NEW
2700K



- 70753 3000K Dark Grey **231,60€**
- 70754 3000K Brown **231,60€**
- 70842 NEW 2700K Dark Grey **231,60€**
- 70843 NEW 2700K Brown **231,60€**

Material	Body Aluminium
	Diff Transparent Glass
Power	9W
Lumen Output	647lm [3000K] 503lm [2700K]
Light Source	COB LED
Class	I
CRI	>80
Voltage (V/Hz)	100V-240V/50-60Hz



outdoor

Floor

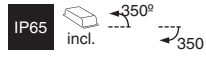


Agra 650 70753



Agra 650 70754

Spy 145

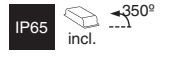


70782

● Dark Grey 102,50€

Material	Body Aluminium Diff Opal Glass
Power	6W
Lumen Output	395lm
Light Source	COB LED 3000K
Class	I
CRI	>80
Voltage (V/Hz)	220V-240V/50-60Hz
Beam angle	30°

Spy 435



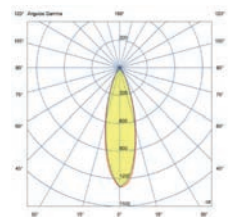
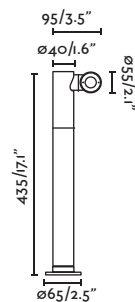
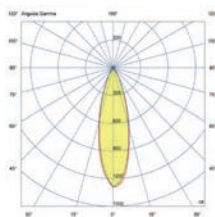
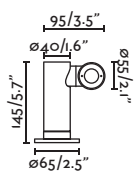
70783

● Dark Grey 133,20€

Material	Body Aluminium Diff Opal Glass
Power	6W
Lumen Output	395lm
Light Source	COB LED 3000K
Class	I
CRI	>80
Voltage (V/Hz)	220V-240V/50-60Hz
Beam angle	30°




Spike
290



outdoor

Floor



Gina

IP44



71352

● Dark Grey 121,50€

Onze

IP54 IK05



70761

● Dark Grey 148,70€

Chandra

IP54 IK06 incl.



72298

● Dark Grey 155,40€

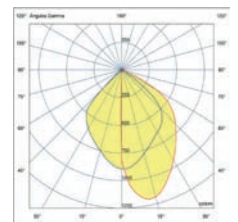
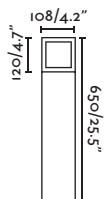
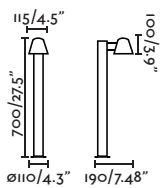
Material	Body Aluminium
	Diff Transparent Glass
Light Source	1 GU10 max. 5W
Bulb incl.	No
Recom. Bulb	97685327
Class	I

Material	Body Aluminium
	Diff Opal PC
Light Source	1 E27 max. 15W
Bulb incl.	No
Recom. Bulb	17437
Class	I

Material	Body Aluminium
	Diff Opal Glass
Power	7W
Lumen Output	195lm
Light Source	COB LED 3000K
Class	I
CRI	>80
Voltage (V/Hz)	100V-240V/50-60Hz



Wall
462



outdoor

Floor



Gina 71352



Chandra 72298

Klamp
Àlex & Manel Lluscà

IP44



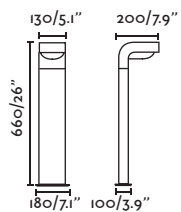
74411

● Dark Grey 187,40€

Material	Body Aluminium
	Diff Opal PC
Light Source	1 E27 max. 15W
Bulb incl.	No
Recom. Bulb	17463
Class	I



Wall
470



Klamp

Design Àlex & Manel Lluscà

Modern and robust line design. Made of injected aluminium and polycarbonate diffuser, it is available as a wall lamp and beacon.



Soleil

IP54 IK07 incl. PIR solar



70785 ● Dark Grey 194,90€

Material	Body Aluminium Diff Opal PMMA
Power	2W
Lumen Output	140lm
Light Source	SMD LED 3000K
Class	III
CRI	>80
	7h Charge Max. 3h Worktime

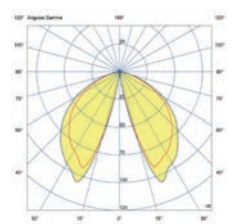
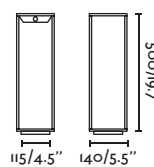
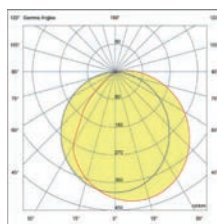
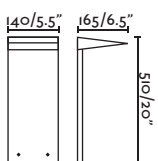
Saura

IP54 incl. PIR solar



70774 ● Dark Grey 166,30€

Material	Body Aluminium Diff Opal PC
Power	2W
Lumen Output	225lm
Light Source	SMD LED 3000K
Class	III
CRI	>80
Beam angle	180°
	8h Charge Max. 2,5h Worktime





Saura 70774




Soleil 70785



Bezel

IP65 IK06 incl. IP68 CONNECTOR



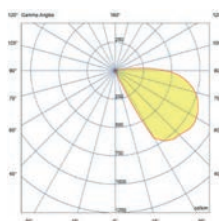
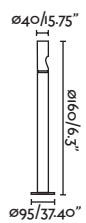
70247

● Matt Black 161,40€

Material	Body Aluminium
	Diff Transparent Glass
Power	8W
Lumen Output	349lm
Light Source	COB LED 2700K
Class	I
CRI	90
Voltage (V/Hz)	220V-240V/50-60Hz



Floor
288



outdoor

Floor



Bast

IP65 IK10 incl.



70292 ● Black 425,90€

Material	Body Aluminium+PC
	Diff Transparent PC
Power	25W
Lumen Output	2100lm
Light Source	SMD LED 3000K
Class	I
CRI	>80
Voltage (V/Hz)	220V-240V/50-60Hz
Beam angle	120°

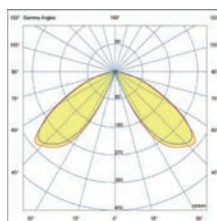
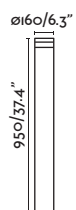


180° accessory

180° accessory

70293 ● Black 30,00€

Material Body Aluminium



outdoor

Floor



Rush & Screen

Design Estudi Ribaudí

This complete line of products offers versatile solutions such as pole lamp, bollards and post lamps, standing out for their sober and minimalist yet robust design.



outdoor

Floor



It has three different optical options, allowing it to adapt to the specific needs of each project and providing efficient and long-lasting lighting.

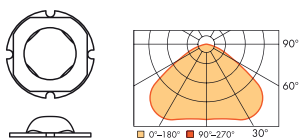
Electronics and optics by *VOSSLOH-SCHWABE*



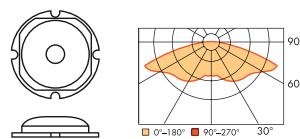
Optional drivers by *TCI*



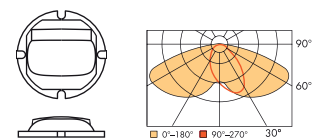
Different optics to choose from



360° LENS
Optical efficiency 97%
Optimal installation ratio 2:1
 (Pole distance to pole height)



360° WIDE LENS
Optical efficiency 96%
Optimal installation ratio 4,5:1
 (Pole distance to pole height)







ASSYMETRICAL LENS
Optical efficiency 93%
Optimal installation ratio 4:1
 (Pole distance to pole height)



Rush 250

Estudi Ribaudí


IP65  CRI90 IK10  Driver incl. optional  DALI CASAMBI  optional

Body Aluminium
Diff Transparent Polycarbonate

COB LED
MacAdam Steps
Risk Group
Lumen maintenance
Heat dissipation

VOSSLOH-SCHWABE
2
1
L90 B10 up to 89.000h
Tested at high ambient temperature

	Power	Light Source	CCT	Lumen Output	Voltage (V/Hz)	Lens	
750000	14W	830lm	COB LED	2700K	100V-240V/50-60Hz	360°	374,20€
750000C	14W	830lm	COB LED	2700K	220V-240V/50-60Hz	360°	487,00€
750000D	14W	830lm	COB LED	2700K	220V-240V/50-60Hz	360°	420,55€
750001	14W	980lm	COB LED	2700K	100V-240V/50-60Hz	360° WIDE	374,20€
750001C	14W	980lm	COB LED	2700K	220V-240V/50-60Hz	360° WIDE	487,04€
750001D	14W	980lm	COB LED	2700K	220V-240V/50-60Hz	360° WIDE	420,55€
750002	14W	795lm	COB LED	2700K	100V-240V/50-60Hz	180°	383,37€
750002C	14W	795lm	COB LED	2700K	220V-240V/50-60Hz	180°	496,10€
750002D	14W	795lm	COB LED	2700K	220V-240V/50-60Hz	180°	429,72€
750010	14W	830lm	COB LED	3000K	100V-240V/50-60Hz	360°	374,20€
750010C	14W	830lm	COB LED	3000K	220V-240V/50-60Hz	360°	487,04€
750010D	14W	830lm	COB LED	3000K	220V-240V/50-60Hz	360°	420,55€
750011	14W	980lm	COB LED	3000K	100V-240V/50-60Hz	360° WIDE	374,20€
750011C	14W	980lm	COB LED	3000K	220V-240V/50-60Hz	360° WIDE	487,04€
750011D	14W	980lm	COB LED	3000K	220V-240V/50-60Hz	360° WIDE	420,55€
750012	14W	795lm	COB LED	3000K	100V-240V/50-60Hz	180°	383,37€
750012C	14W	795lm	COB LED	3000K	220V-240V/50-60Hz	180°	496,10€
750012D	14W	795lm	COB LED	3000K	220V-240V/50-60Hz	180°	429,72€
750020	14W	830lm	COB LED	4000K	100V-240V/50-60Hz	360°	374,20€
750020C	14W	830lm	COB LED	4000K	220V-240V/50-60Hz	360°	487,04€
750020D	14W	830lm	COB LED	4000K	220V-240V/50-60Hz	360°	420,55€
750021	14W	980lm	COB LED	4000K	100V-240V/50-60Hz	360° WIDE	374,20€
750021C	14W	980lm	COB LED	4000K	220V-240V/50-60Hz	360° WIDE	487,04€
750021D	14W	980lm	COB LED	4000K	220V-240V/50-60Hz	360° WIDE	420,55€
750022	14W	795lm	COB LED	4000K	100V-240V/50-60Hz	180°	383,37€
750022C	14W	795lm	COB LED	4000K	220V-240V/50-60Hz	180°	496,10€
750022D	14W	795lm	COB LED	4000K	220V-240V/50-60Hz	180°	429,72€

STANDARD Driver incl. 

*DALI option

 TCI LED
professional led applications

*CASAMBI option

 TCI LED
professional led applications

VOSSLOH-SCHWABE

Beacon mA 350mA
Bollard mA 500mA
V 100-240V
Hz 50-60Hz
Power factor 0.90
Low ripple <30%
Lifetime 50000h

Overload protection
Short-circuit protection
Overheating protection
SELV (Safety Extra Low Voltage)

TCI

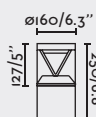
Beacon mA 350mA
Bollard mA 500mA
V 220-240V
Hz 50-60Hz
Power factor 0.95
Low ripple <3%
Lifetime 50000h

DALI-2 dimmable
PUSH SWITCH compatible
Overload protection
Short-circuit protection
Overheating protection
SELV (Safety Extra Low Voltage)

TCI

Beacon mA 350mA
Bollard mA 500mA
V 220-240V
Hz 50-60Hz
Power factor 0.95
Low ripple <3%
Lifetime 50000h

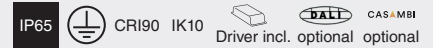
DALI-2 dimmable
PUSH SWITCH compatible
Overload protection
Short-circuit protection
Overheating protection
SELV (Safety Extra Low Voltage)





Rush 800

Estudi Ribaudí



Body	Aluminium	COB LED	VOSSLOH-SCHWABE
Diff	Transparent Polycarbonate	MacAdam Steps	2
		Risk Group	1
		Lumen maintenance	L90 B10 up to 89.000h
		Heat dissipation	Tested at high ambient temperature

	Power	Light Source	CCT	Lumen Output	Voltage (V/Hz)	Lens	
750100	20W	1147lm	COB LED	2700K	100V-240V/50-60Hz	360°	515,72€
750100C	20W	1147lm	COB LED	2700K	220V-240V/50-60Hz	360°	629,33€
750100D	20W	1147lm	COB LED	2700K	220V-240V/50-60Hz	360°	562,79€
750101	20W	1355lm	COB LED	2700K	100V-240V/50-60Hz	360° WIDE	515,72€
750101C	20W	1355lm	COB LED	2700K	220V-240V/50-60Hz	360° WIDE	629,33€
750101D	20W	1355lm	COB LED	2700K	220V-240V/50-60Hz	360° WIDE	562,79€
750102	20W	1103lm	COB LED	2700K	100V-240V/50-60Hz	180°	524,89€
750102C	20W	1103lm	COB LED	2700K	220V-240V/50-60Hz	180°	638,34€
750102D	20W	1103lm	COB LED	2700K	220V-240V/50-60Hz	180°	572,06€
750110	20W	1147lm	COB LED	3000K	100V-240V/50-60Hz	360°	515,72€
750110C	20W	1147lm	COB LED	3000K	220V-240V/50-60Hz	360°	629,33€
750110D	20W	1147lm	COB LED	3000K	220V-240V/50-60Hz	360°	562,79€
750111	20W	1355lm	COB LED	3000K	100V-240V/50-60Hz	360° WIDE	515,72€
750111C	20W	1355lm	COB LED	3000K	220V-240V/50-60Hz	360° WIDE	629,33€
750111D	20W	1355lm	COB LED	3000K	220V-240V/50-60Hz	360° WIDE	562,79€
750112	20W	1103lm	COB LED	3000K	100V-240V/50-60Hz	180°	524,89€
750112C	20W	1103lm	COB LED	3000K	220V-240V/50-60Hz	180°	638,34€
750112D	20W	1103lm	COB LED	3000K	220V-240V/50-60Hz	180°	572,06€
750120	20W	1147lm	COB LED	4000K	100V-240V/50-60Hz	360°	515,72€
750120C	20W	1147lm	COB LED	4000K	220V-240V/50-60Hz	360°	629,33€
750120D	20W	1147lm	COB LED	4000K	220V-240V/50-60Hz	360°	562,79€
750121	20W	1355lm	COB LED	4000K	100V-240V/50-60Hz	360° WIDE	515,72€
750121C	20W	1355lm	COB LED	4000K	220V-240V/50-60Hz	360° WIDE	629,33€
750121D	20W	1355lm	COB LED	4000K	220V-240V/50-60Hz	360° WIDE	562,79€
750122	20W	1103lm	COB LED	4000K	100V-240V/50-60Hz	180°	524,89€
750122C	20W	1103lm	COB LED	4000K	220V-240V/50-60Hz	180°	638,34€
750122D	20W	1103lm	COB LED	4000K	220V-240V/50-60Hz	180°	572,06€

STANDARD Driver incl. VS LIGHTING SOLUTIONS

*DALI option



*CASAMBI option



VOSSLOH-SCHWABE

Beacon mA	350mA
Bollard mA	500mA
V	100-240V
Hz	50-60Hz
Power factor	0.90
Low ripple	<30%
Lifetime	50000h

Overload protection
Short-circuit protection
Overheating protection
SELV (Safety Extra Low Voltage)

TCI

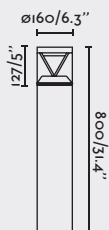
Beacon mA	350mA
Bollard mA	500mA
V	220-240V
Hz	50-60Hz
Power factor	0.95
Low ripple	<3%
Lifetime	50000h

DALI-2 dimmable
PUSH SWITCH compatible
Overload protection
Short-circuit protection
Overheating protection
SELV (Safety Extra Low Voltage)

TCI

Beacon mA	350mA
Bollard mA	500mA
V	220-240V
Hz	50-60Hz
Power factor	0.95
Low ripple	<3%
Lifetime	50000h

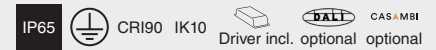
DALI-2 dimmable
PUSH SWITCH compatible
Overload protection
Short-circuit protection
Overheating protection
SELV (Safety Extra Low Voltage)





Rush 3100

Estudi Ribaudi



Body Aluminium
Diff Transparent Polycarbonate

COB LED
MacAdam Steps
Risk Group
Lumen maintenance
Heat dissipation

VOSSLOH-SCHWABE
2
1
L90 B10 up to 89.000h
Tested at high ambient temperature

	Power	Light Source	CCT	Lumen Output	Voltage (V/Hz)	Lens	
750200	38W	3322lm	COB LED	2700K	100V-240V/50-60Hz	360°	1.415,07€
750200C	38W	3322lm	COB LED	2700K	220V-240V/50-60Hz	360°	1.522,96€
750200D	38W	3322lm	COB LED	2700K	220V-240V/50-60Hz	360°	1.456,57€
750201	38W	3079lm	COB LED	2700K	100V-240V/50-60Hz	360° WIDE	1.414,96€
750201C	38W	3079lm	COB LED	2700K	220V-240V/50-60Hz	360° WIDE	1.522,96€
750201D	38W	3079lm	COB LED	2700K	220V-240V/50-60Hz	360° WIDE	1.456,57€
750202	38W	2397lm	COB LED	2700K	100V-240V/50-60Hz	180°	1.424,08€
750202C	38W	2397lm	COB LED	2700K	220V-240V/50-60Hz	180°	1.532,07€
750202D	38W	2397lm	COB LED	2700K	220V-240V/50-60Hz	180°	1.465,69€
750210	38W	3322lm	COB LED	3000K	100V-240V/50-60Hz	360°	1.414,96€
750210C	38W	3322lm	COB LED	3000K	220V-240V/50-60Hz	360°	1.522,96€
750210D	38W	3322lm	COB LED	3000K	220V-240V/50-60Hz	360°	1.456,57€
750211	38W	3079lm	COB LED	3000K	100V-240V/50-60Hz	360° WIDE	1.414,96€
750211C	38W	3079lm	COB LED	3000K	220V-240V/50-60Hz	360° WIDE	1.522,96€
750211D	38W	3079lm	COB LED	3000K	220V-240V/50-60Hz	360° WIDE	1.456,57€
750212	38W	2397lm	COB LED	3000K	100V-240V/50-60Hz	180°	1.424,08€
750212C	38W	2397lm	COB LED	3000K	220V-240V/50-60Hz	180°	1.532,07€
750212D	38W	2397lm	COB LED	3000K	220V-240V/50-60Hz	180°	1.465,69€
750220	38W	3322lm	COB LED	4000K	100V-240V/50-60Hz	360°	1.414,96€
750220C	38W	3322lm	COB LED	4000K	220V-240V/50-60Hz	360°	1.522,96€
750220D	38W	3322lm	COB LED	4000K	220V-240V/50-60Hz	360°	1.456,57€
750221	38W	3079lm	COB LED	4000K	100V-240V/50-60Hz	360° WIDE	1.414,96€
750221C	38W	3079lm	COB LED	4000K	220V-240V/50-60Hz	360° WIDE	1.522,96€
750221D	38W	3079lm	COB LED	4000K	220V-240V/50-60Hz	360° WIDE	1.456,57€
750222	38W	2397lm	COB LED	4000K	100V-240V/50-60Hz	180°	1.424,08€
750222C	38W	2397lm	COB LED	4000K	220V-240V/50-60Hz	180°	1.532,07€
750222D	38W	2397lm	COB LED	4000K	220V-240V/50-60Hz	180°	1.465,69€

STANDARD Driver incl. LIGHTING SOLUTIONS

*DALI option



*CASAMBI option



VOSSLOH-SCHWABE

mA 1050mA
V 100-240V
Hz 50-60Hz
Power factor 0.90
Low ripple <30%
Lifetime 50000h

Overload protection
Short-circuit protection
Overheating protection
SELV (Safety Extra Low Voltage)

TCI

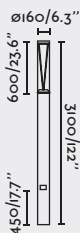
mA 1050mA
V 220-240V
Hz 50-60Hz
Power factor 0.95
Low ripple <3%
Lifetime 50000h

DALI-2 dimmable
PUSH SWITCH compatible
Overload protection
Short-circuit protection
Overheating protection
SELV (Safety Extra Low Voltage)

TCI

mA 1050mA
V 220-240V
Hz 50-60Hz
Power factor 0.95
Low ripple <3%
Lifetime 50000h

DALI-2 dimmable
PUSH SWITCH compatible
Overload protection
Short-circuit protection
Overheating protection
SELV (Safety Extra Low Voltage)



outdoor

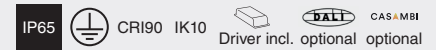
Floor



Rush 750210 Simulation
38W
3000K
Optics 360°
Luminaires interdistance 10mt.

Rush 3700

Estudi Ribaudi



Body Aluminium
Diff Transparent Polycarbonate

COB LED
MacAdam Steps
Risk Group
Lumen maintenance
Heat dissipation

VOSSLOH-SCHWABE
2
1
L90 B10 up to 89.000h
Tested at high ambient temperature

	Power	Light Source	CCT	Lumen Output	Voltage (V/Hz)	Lens	
750300	38W	2972lm	COB LED	2700K	100V-240V/50-60Hz	360°	1.489,53€
750300C	38W	2972lm	COB LED	2700K	220V-240V/50-60Hz	360°	1.597,53€
750300D	38W	2972lm	COB LED	2700K	220V-240V/50-60Hz	360°	1.531,15€
750301	38W	2921lm	COB LED	2700K	100V-240V/50-60Hz	360° WIDE	1.489,53€
750301C	38W	2921lm	COB LED	2700K	220V-240V/50-60Hz	360° WIDE	1.597,53€
750301D	38W	2921lm	COB LED	2700K	220V-240V/50-60Hz	360° WIDE	1.531,15€
750302	38W	2576lm	COB LED	2700K	100V-240V/50-60Hz	180°	1.498,70€
750302C	38W	2576lm	COB LED	2700K	220V-240V/50-60Hz	180°	1.606,70€
750302D	38W	2576lm	COB LED	2700K	220V-240V/50-60Hz	180°	1.540,26€
750310	38W	2972lm	COB LED	3000K	100V-240V/50-60Hz	360°	1.489,53€
750310C	38W	2972lm	COB LED	3000K	220V-240V/50-60Hz	360°	1.597,53€
750310D	38W	2972lm	COB LED	3000K	220V-240V/50-60Hz	360°	1.531,15€
750311	38W	2921lm	COB LED	3000K	100V-240V/50-60Hz	360° WIDE	1.489,53€
750311C	38W	2921lm	COB LED	3000K	220V-240V/50-60Hz	360° WIDE	1.597,53€
750311D	38W	2921lm	COB LED	3000K	220V-240V/50-60Hz	360° WIDE	1.531,15€
750312	38W	2576lm	COB LED	3000K	100V-240V/50-60Hz	180°	1.498,70€
750312C	38W	2576lm	COB LED	3000K	220V-240V/50-60Hz	180°	1.606,70€
750312D	38W	2576lm	COB LED	3000K	220V-240V/50-60Hz	180°	1.540,26€
750320	38W	2972lm	COB LED	4000K	100V-240V/50-60Hz	360°	1.489,53€
750320C	38W	2972lm	COB LED	4000K	220V-240V/50-60Hz	360°	1.597,53€
750320D	38W	2972lm	COB LED	4000K	220V-240V/50-60Hz	360°	1.531,15€
750321	38W	2921lm	COB LED	4000K	100V-240V/50-60Hz	360° WIDE	1.489,53€
750321C	38W	2921lm	COB LED	4000K	220V-240V/50-60Hz	360° WIDE	1.597,53€
750321D	38W	2921lm	COB LED	4000K	220V-240V/50-60Hz	360° WIDE	1.531,15€
750322	38W	2576lm	COB LED	4000K	100V-240V/50-60Hz	180°	1.499,01€
750322C	38W	2576lm	COB LED	4000K	220V-240V/50-60Hz	180°	1.606,70€
750322D	38W	2576lm	COB LED	4000K	220V-240V/50-60Hz	180°	1.540,26€

STANDARD Driver incl. LIGHTING SOLUTIONS

*DALI option



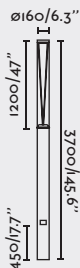
*CASAMBI option



VOSSLOH-SCHWABE
mA 1050mA
V 100-240V
Hz 50-60Hz
Power factor 0.90
Low ripple <3%
Lifetime 50000h
Overload protection
Short-circuit protection
Overheating protection
SELV (Safety Extra Low Voltage)

TCI
mA 1050mA
V 220-240V
Hz 50-60Hz
Power factor 0.95
Low ripple <3%
Lifetime 50000h
DALI-2 dimmable
PUSH SWITCH compatible
Overload protection
Short-circuit protection
Overheating protection
SELV (Safety Extra Low Voltage)

TCI
mA 1050mA
V 220-240V
Hz 50-60Hz
Power factor 0.95
Low ripple <3%
Lifetime 50000h
DALI-2 dimmable
PUSH SWITCH compatible
Overload protection
Short-circuit protection
Overheating protection
SELV (Safety Extra Low Voltage)



outdoor





Floor



Simulation Rush 750311
38W
3000K
Optics 360°
Luminares interdistance 12mt.

Screen 250

Estudi Ribaudi


IP65  CRI90 IK10  Driver incl. optional  CASAMBI 

Body Aluminium
Diff Transparent Polycarbonate

COB LED
MacAdam Steps
Risk Group
Lumen maintenance
Heat dissipation

VOSSLOH-SCHWABE
2
1
L90 B10 up to 89.000h
Tested at high ambient temperature

	Power	Light Source	CCT	Lumen Output	Voltage (V/Hz)	Lens	
751000	14W	712lm	COB LED	2700K	100V-240V/50-60Hz	360°	410,97€
751000C	14W	712lm	COB LED	2700K	220V-240V/50-60Hz	360°	523,70€
751000D	14W	712lm	COB LED	2700K	220V-240V/50-60Hz	360°	457,32€
751001	14W	856lm	COB LED	2700K	100V-240V/50-60Hz	360° WIDE	410,97€
751001C	14W	856lm	COB LED	2700K	220V-240V/50-60Hz	360° WIDE	523,70€
751001D	14W	856lm	COB LED	2700K	220V-240V/50-60Hz	360° WIDE	457,32€
751002	14W	695lm	COB LED	2700K	100V-240V/50-60Hz	180°	420,03€
751002C	14W	695lm	COB LED	2700K	220V-240V/50-60Hz	180°	532,87€
751002D	14W	695lm	COB LED	2700K	220V-240V/50-60Hz	180°	466,38€
751010	14W	712lm	COB LED	3000K	100V-240V/50-60Hz	360°	410,97€
751010C	14W	712lm	COB LED	3000K	220V-240V/50-60Hz	360°	523,70€
751010D	14W	712lm	COB LED	3000K	220V-240V/50-60Hz	360°	457,32€
751011	14W	856lm	COB LED	3000K	100V-240V/50-60Hz	360° WIDE	410,97€
751011C	14W	856lm	COB LED	3000K	220V-240V/50-60Hz	360° WIDE	523,70€
751011D	14W	856lm	COB LED	3000K	220V-240V/50-60Hz	360° WIDE	457,32€
751012	14W	695lm	COB LED	3000K	100V-240V/50-60Hz	180°	420,14€
751012C	14W	695lm	COB LED	3000K	220V-240V/50-60Hz	180°	532,87€
751012D	14W	695lm	COB LED	3000K	220V-240V/50-60Hz	180°	466,38€
751020	14W	712lm	COB LED	4000K	100V-240V/50-60Hz	360°	410,97€
751020C	14W	712lm	COB LED	4000K	220V-240V/50-60Hz	360°	523,70€
751020D	14W	712lm	COB LED	4000K	220V-240V/50-60Hz	360°	457,32€
751021	14W	856lm	COB LED	4000K	100V-240V/50-60Hz	360° WIDE	410,97€
751021C	14W	856lm	COB LED	4000K	220V-240V/50-60Hz	360° WIDE	523,70€
751021D	14W	856lm	COB LED	4000K	220V-240V/50-60Hz	360° WIDE	457,32€
751022	14W	695lm	COB LED	4000K	100V-240V/50-60Hz	180°	420,14€
751022C	14W	695lm	COB LED	4000K	220V-240V/50-60Hz	180°	532,87€
751022D	14W	695lm	COB LED	4000K	220V-240V/50-60Hz	180°	466,38€

STANDARD Driver incl. 

*DALI option

 professional led applications

*CASAMBI option

 professional led applications

VOSSLOH-SCHWABE

Beacon mA 350mA
Bollard mA 500mA
V 100-240V
Hz 50-60Hz
Power factor 0.90
Low ripple <30%
Lifetime 50000h

Overload protection
Short-circuit protection
Overheating protection
SELV (Safety Extra Low Voltage)

TCI

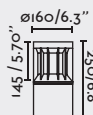
Beacon mA 350mA
Bollard mA 500mA
V 220-240V
Hz 50-60Hz
Power factor 0.95
Low ripple <3%
Lifetime 50000h

DALI-2 dimmable
PUSH SWITCH compatible
Overload protection
Short-circuit protection
Overheating protection
SELV (Safety Extra Low Voltage)

TCI

Beacon mA 350mA
Bollard mA 500mA
V 220-240V
Hz 50-60Hz
Power factor 0.95
Low ripple <3%
Lifetime 50000h





DALI-2 dimmable
PUSH SWITCH compatible
Overload protection
Short-circuit protection
Overheating protection
SELV (Safety Extra Low Voltage)





Screen 800

Estudi Ribaudi


IP65  CRI90 IK10  Driver incl. optional  CASAMBI 

Body Aluminium
Diff Transparent Polycarbonate

COB LED
MacAdam Steps
Risk Group
Lumen maintenance
Heat dissipation

VOSSLOH-SCHWABE
2
1
L90 B10 up to 89.000h
Tested at high ambient temperature

	Power	Light Source	CCT	Lumen Output	Voltage (V/Hz)	Lens	
751100	20W	990lm	COB LED	2700K	100V-240V/50-60Hz	360°	552,49€
751100C	20W	990lm	COB LED	2700K	220V-240V/50-60Hz	360°	666,00€
751100D	20W	990lm	COB LED	2700K	220V-240V/50-60Hz	360°	599,56€
751101	20W	1225lm	COB LED	2700K	100V-240V/50-60Hz	360° WIDE	552,49€
751101C	20W	1225lm	COB LED	2700K	220V-240V/50-60Hz	360° WIDE	666,00€
751101D	20W	1225lm	COB LED	2700K	220V-240V/50-60Hz	360° WIDE	599,56€
751102	20W	965lm	COB LED	2700K	100V-240V/50-60Hz	180°	561,66€
751102C	20W	965lm	COB LED	2700K	220V-240V/50-60Hz	180°	675,11€
751102D	20W	965lm	COB LED	2700K	220V-240V/50-60Hz	180°	608,63€
751110	20W	990lm	COB LED	3000K	100V-240V/50-60Hz	360°	552,39€
751110C	20W	990lm	COB LED	3000K	220V-240V/50-60Hz	360°	666,00€
751110D	20W	990lm	COB LED	3000K	220V-240V/50-60Hz	360°	599,56€
751111	20W	1225lm	COB LED	3000K	100V-240V/50-60Hz	360° WIDE	552,49€
751111C	20W	1225lm	COB LED	3000K	220V-240V/50-60Hz	360° WIDE	666,00€
751111D	20W	1225lm	COB LED	3000K	220V-240V/50-60Hz	360° WIDE	599,56€
751112	20W	965lm	COB LED	3000K	100V-240V/50-60Hz	180°	561,66€
751112C	20W	965lm	COB LED	3000K	220V-240V/50-60Hz	180°	675,11€
751112D	20W	965lm	COB LED	3000K	220V-240V/50-60Hz	180°	608,63€
751120	20W	990lm	COB LED	4000K	100V-240V/50-60Hz	360°	552,49€
751120C	20W	990lm	COB LED	4000K	220V-240V/50-60Hz	360°	666,00€
751120D	20W	990lm	COB LED	4000K	220V-240V/50-60Hz	360°	599,56€
751121	20W	1225lm	COB LED	4000K	100V-240V/50-60Hz	360° WIDE	552,49€
751121C	20W	1225lm	COB LED	4000K	220V-240V/50-60Hz	360° WIDE	666,00€
751121D	20W	1225lm	COB LED	4000K	220V-240V/50-60Hz	360° WIDE	599,77€
751122	20W	965lm	COB LED	4000K	100V-240V/50-60Hz	180°	561,66€
751122C	20W	965lm	COB LED	4000K	220V-240V/50-60Hz	180°	675,11€
751122D	20W	965lm	COB LED	4000K	220V-240V/50-60Hz	180°	608,63€

STANDARD Driver incl. 

*DALI option

 professional led applications

*CASAMBI option

 professional led applications

VOSSLOH-SCHWABE

Beacon mA 350mA
Bollard mA 500mA
V 100-240V
Hz 50-60Hz
Power factor 0.90
Low ripple <30%
Lifetime 50000h

Overload protection
Short-circuit protection
Overheating protection
SELV (Safety Extra Low Voltage)

TCI

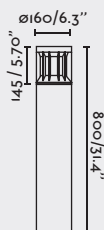
Beacon mA 350mA
Bollard mA 500mA
V 220-240V
Hz 50-60Hz
Power factor 0.95
Low ripple <3%
Lifetime 50000h

DALI-2 dimmable
PUSH SWITCH compatible
Overload protection
Short-circuit protection
Overheating protection
SELV (Safety Extra Low Voltage)

TCI

Beacon mA 350mA
Bollard mA 500mA
V 220-240V
Hz 50-60Hz
Power factor 0.95
Low ripple <3%
Lifetime 50000h





DALI-2 dimmable
PUSH SWITCH compatible
Overload protection
Short-circuit protection
Overheating protection
SELV (Safety Extra Low Voltage)





Screen 3100

Estudi Ribaudi


IP65  CRI90 IK10  Driver incl.  optional  optional

Body Aluminium
Diff Transparent Polycarbonate

COB LED
MacAdam Steps
Risk Group
Lumen maintenance
Heat dissipation

VOSSLOH-SCHWABE
2
1
L90 B10 up to 89.000h
Tested at high ambient temperature

	Power	Light Source	CCT	Lumen Output	Voltage (V/Hz)	Lens	
751200	38W	2370lm	COB LED	2700K	100V-240V/50-60Hz	360°	1.500,97€
751200C	38W	2370lm	COB LED	2700K	220V-240V/50-60Hz	360°	1.609,01€
751200D	38W	2370lm	COB LED	2700K	220V-240V/50-60Hz	360°	1.542,58€
751201	38W	2692lm	COB LED	2700K	100V-240V/50-60Hz	360° WIDE	1.500,97€
751201C	38W	2692lm	COB LED	2700K	220V-240V/50-60Hz	360° WIDE	1.609,01€
751201D	38W	2692lm	COB LED	2700K	220V-240V/50-60Hz	360° WIDE	1.542,58€
751202	38W	1819lm	COB LED	2700K	100V-240V/50-60Hz	180°	1.510,13€
751202C	38W	1819lm	COB LED	2700K	220V-240V/50-60Hz	180°	1.618,03€
751202D	38W	1819lm	COB LED	2700K	220V-240V/50-60Hz	180°	1.551,75€
751210	38W	2370lm	COB LED	3000K	100V-240V/50-60Hz	360°	1.500,97€
751210C	38W	2370lm	COB LED	3000K	220V-240V/50-60Hz	360°	1.609,01€
751210D	38W	2370lm	COB LED	3000K	220V-240V/50-60Hz	360°	1.542,58€
751211	38W	2692lm	COB LED	3000K	100V-240V/50-60Hz	360° WIDE	1.500,97€
751211C	38W	2692lm	COB LED	3000K	220V-240V/50-60Hz	360° WIDE	1.609,01€
751211D	38W	2692lm	COB LED	3000K	220V-240V/50-60Hz	360° WIDE	1.542,58€
751212	38W	1819lm	COB LED	3000K	100V-240V/50-60Hz	180°	1.510,13€
751212C	38W	1819lm	COB LED	3000K	220V-240V/50-60Hz	180°	1.618,03€
751212D	38W	1819lm	COB LED	3000K	220V-240V/50-60Hz	180°	1.551,75€
751220	38W	2370lm	COB LED	4000K	100V-240V/50-60Hz	360°	1.500,97€
751220C	38W	2370lm	COB LED	4000K	220V-240V/50-60Hz	360°	1.609,01€
751220D	38W	2370lm	COB LED	4000K	220V-240V/50-60Hz	360°	1.542,58€
751221	38W	2692lm	COB LED	4000K	100V-240V/50-60Hz	360° WIDE	1.500,97€
751221C	38W	2692lm	COB LED	4000K	220V-240V/50-60Hz	360° WIDE	1.609,01€
751221D	38W	2692lm	COB LED	4000K	220V-240V/50-60Hz	360° WIDE	1.542,58€
751222	38W	1819lm	COB LED	4000K	100V-240V/50-60Hz	180°	1.510,13€
751222C	38W	1819lm	COB LED	4000K	220V-240V/50-60Hz	180°	1.618,03€
751222D	38W	1819lm	COB LED	4000K	220V-240V/50-60Hz	180°	1.551,75€

STANDARD Driver incl. 

*DALI option



*CASAMBI option



VOSSLOH-SCHWABE

mA 1050mA
V 100-240V
Hz 50-60Hz
Power factor 0.90
Low ripple <30%
Lifetime 50000h

Overload protection
Short-circuit protection
Overheating protection
SELV (Safety Extra Low Voltage)

TCI

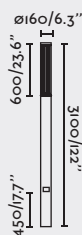
mA 1050mA
V 220-240V
Hz 50-60Hz
Power factor 0.95
Low ripple <3%
Lifetime 50000h

DALI-2 dimmable
PUSH SWITCH compatible
Overload protection
Short-circuit protection
Overheating protection
SELV (Safety Extra Low Voltage)

TCI

mA 1050mA
V 220-240V
Hz 50-60Hz
Power factor 0.95
Low ripple <3%
Lifetime 50000h

DALI-2 dimmable
PUSH SWITCH compatible
Overload protection
Short-circuit protection
Overheating protection
SELV (Safety Extra Low Voltage)



outdoor





Floor



Simulation Screen 751311
38W
3000K
Optics 360°
Luminares interdistance 12mt.

Screen 3700

Estudi Ribaudi


IP65  CRI90 IK10  Driver incl. optional  CASAMBI 

Body Aluminium
Diff Transparent Polycarbonate

COB LED
MacAdam Steps
Risk Group
Lumen maintenance
Heat dissipation

VOSSLOH-SCHWABE
2
1
L90 B10 up to 89.000h
Tested at high ambient temperature

	Power	Light Source	CCT	Lumen Output	Voltage (V/Hz)	Lens	
751300	38W	2661lm	COB LED	2700K	100V-240V/50-60Hz	360°	1.621,48€
751300C	38W	2661lm	COB LED	2700K	220V-240V/50-60Hz	360°	1.729,37€
751300D	38W	2661lm	COB LED	2700K	220V-240V/50-60Hz	360°	1.662,99€
751301	38W	2145lm	COB LED	2700K	100V-240V/50-60Hz	360° WIDE	1.621,48€
751301C	38W	2145lm	COB LED	2700K	220V-240V/50-60Hz	360° WIDE	1.729,37€
751301D	38W	2145lm	COB LED	2700K	220V-240V/50-60Hz	360° WIDE	1.662,99€
751302	38W	1656lm	COB LED	2700K	100V-240V/50-60Hz	180°	1.630,54€
751302C	38W	1656lm	COB LED	2700K	220V-240V/50-60Hz	180°	1.738,54€
751302D	38W	1656lm	COB LED	2700K	220V-240V/50-60Hz	180°	1.672,15€
751310	38W	2661lm	COB LED	3000K	100V-240V/50-60Hz	360°	1.621,48€
751310C	38W	2661lm	COB LED	3000K	220V-240V/50-60Hz	360°	1.729,37€
751310D	38W	2661lm	COB LED	3000K	220V-240V/50-60Hz	360°	1.662,99€
751311	38W	2145lm	COB LED	3000K	100V-240V/50-60Hz	360° WIDE	1.621,48€
751311C	38W	2145lm	COB LED	3000K	220V-240V/50-60Hz	360° WIDE	1.729,37€
751311D	38W	2145lm	COB LED	3000K	220V-240V/50-60Hz	360° WIDE	1.662,99€
751312	38W	1656lm	COB LED	3000K	100V-240V/50-60Hz	180°	1.630,54€
751312C	38W	1656lm	COB LED	3000K	220V-240V/50-60Hz	180°	1.738,54€
751312D	38W	1656lm	COB LED	3000K	220V-240V/50-60Hz	180°	1.672,15€
751320	38W	2661lm	COB LED	4000K	100V-240V/50-60Hz	360°	1.621,48€
751320C	38W	2661lm	COB LED	4000K	220V-240V/50-60Hz	360°	1.729,37€
751320D	38W	2661lm	COB LED	4000K	220V-240V/50-60Hz	360°	1.662,99€
751321	38W	2145lm	COB LED	4000K	100V-240V/50-60Hz	360° WIDE	1.621,48€
751321C	38W	2145lm	COB LED	4000K	220V-240V/50-60Hz	360° WIDE	1.729,37€
751321D	38W	2145lm	COB LED	4000K	220V-240V/50-60Hz	360° WIDE	1.662,99€
751322	38W	1656lm	COB LED	4000K	100V-240V/50-60Hz	180°	1.630,54€
751322C	38W	1656lm	COB LED	4000K	220V-240V/50-60Hz	180°	1.738,54€
751322D	38W	1656lm	COB LED	4000K	220V-240V/50-60Hz	180°	1.672,15€

STANDARD Driver incl. 

*DALI option

 professional led applications

*CASAMBI option

 professional led applications

VOSSLOH-SCHWABE

mA 1050mA
V 100-240V
Hz 50-60Hz
Power factor 0.90
Low ripple <30%
Lifetime 50000h

Overload protection
Short-circuit protection
Overheating protection
SELV (Safety Extra Low Voltage)

TCI

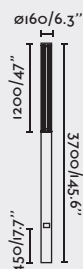
mA 1050mA
V 220-240V
Hz 50-60Hz
Power factor 0.95
Low ripple <3%
Lifetime 50000h

DALI-2 dimmable
PUSH SWITCH compatible
Overload protection
Short-circuit protection
Overheating protection
SELV (Safety Extra Low Voltage)

TCI


mA 1050mA
V 220-240V
Hz 50-60Hz
Power factor 0.95
Low ripple <3%
Lifetime 50000h

DALI-2 dimmable
PUSH SWITCH compatible
Overload protection
Short-circuit protection
Overheating protection
SELV (Safety Extra Low Voltage)



outdoor

Floor



Simulation Screen 751312
38W
3000K
Optics 360°
Luminaires interdistance 10mt.

Bu-Oh 2500
Estudi Ribaudí

IP65  incl.



71209 ● Dark Grey 857,70€

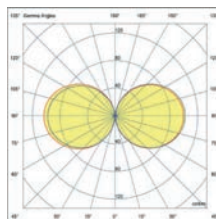
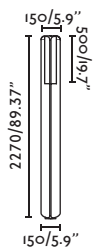
Material	Body Aluminium
	Diff Opal PC
Power	30W
Lumen Output	2500lm
Light Source	SMD LED 3000K
Class	I
CRI	>80
Voltage (V/Hz)	100V-240V/50-60Hz



Beacon
166



Wall
424





Bu-Oh

Design Estudi Ribaudi

outdoor

Floor

Bu-oh! is a collection of intimidating-looking outdoor luminaires with unparalleled elegance and beauty. Ideal for signalling outdoor environments in an original and ingenious way.



Tram 2500
Estudi Ribaudí

IP55 IK05 incl.



75532 ● Dark Grey 759,90€

Material	Body Aluminium
	Diff Opal PMMA
Power	43W
Lumen Output	3000lm
Light Source	SMD LED 3000K
Class	I
CRI	>80
Voltage (V/Hz)	100V-240V/50-60Hz

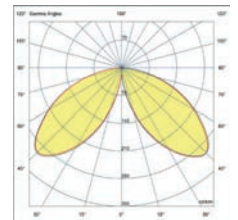

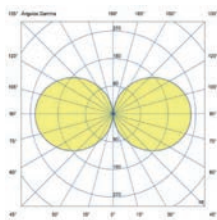
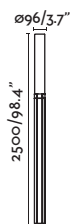

Plaza

IP54 IK10 incl.



75607 ● Dark Grey 562,60€

Material	Body Aluminium
	Diff Transparent PC
Power	24W
Lumen Output	1120lm
Light Source	SMD LED 3000K
Class	I
CRI	>80
Voltage (V/Hz)	220V-240V/50-60Hz



outdoor

Floor



Plaza 75607

211

Grop 2000

IP54
incl.



75602

● Dark Grey 599,00€

Material	Body Aluminium Diff Opal PC
Power	27W
Lumen Output	1300lm
Light Source	SMD LED 3000K
Class	I
CRI	>80
Voltage (V/Hz)	100V-240V/50-60Hz

Beret 1800

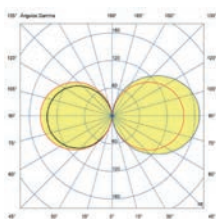
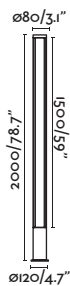
IP54 IK04
incl.



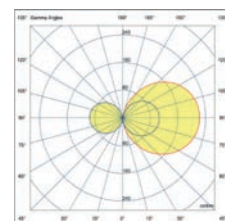
75524

● Dark Grey 313,90€

Material	Body Aluminium Diff Opal PMMA
Power	16W
Lumen Output	625lm
Light Source	SMD LED 4000K
Class	I
CRI	>80
Voltage (V/Hz)	100V-240V/50-60Hz




Beacon
144





Beret 1800 75524



Grop 2000 75602

Mistu 2L
Faro Lab

IP44



74435F2-02 ● Dark Grey + Opal 458,20€

Material	Body Aluminium
	Diff Opal PMMA
Light Source	2 E27 max. 15W
Bulb incl.	No
Recom. Bulb	17437
Class	I

Mistu 3L
Faro Lab

IP44



74436F3-02 ● Dark Grey + Opal 552,50€

Material	Body Aluminium
	Diff Opal PMMA
Light Source	3 E27 max. 15W
Bulb incl.	No
Recom. Bulb	17437
Class	I



Post
152



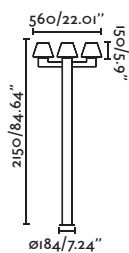
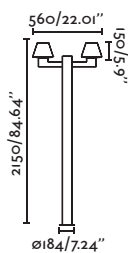
Beacon
154



Suspended
325



Wall
388



Mistu

Design Faro Lab

Pleasant design for a highly versatile series. A polymethacrylate (PMMA) diffuser provides excellent, perfectly proportioned light.



Mistu 2L 74435F2-02



Muffin 2L
Àlex & Manel Llusçà

IP44



74435F2-04 ● Dark Grey + Opal 510,80€

Material	Body Aluminium
	Diff Opal PMMA
Light Source	2 E27 max. 15W
Bulb incl.	No
Recom. Bulb	17437
Class	I

Muffin 3L
Àlex & Manel Llusçà

IP44



74436F3-04 ● Dark Grey + Opal 590,90€

Material	Body Aluminium
	Diff Opal PMMA
Light Source	3 E27 max. 15W
Bulb incl.	No
Recom. Bulb	17437
Class	I



Post
152



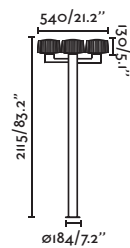
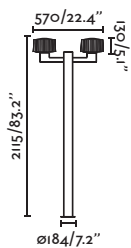
Beacon
154



Suspended
324



Wall
390



outdoor

Floor

Muffin

Design Àlex & Manel Llusçà

A timeless proposal capable of fitting into various outdoor atmospheres.



Muffin 2L 74435F2-04

Blubs 2L
Estudi Ribaudí

IP44



74435F2-03 ● Dark Grey + Opal 527,40€

Material	Body Aluminium
	Diff Opal PMMA
Light Source	2 E27 max. 15W
Bulb incl.	No
Recom. Bulb	17437
Class	I

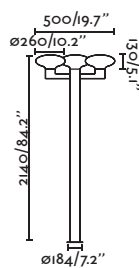
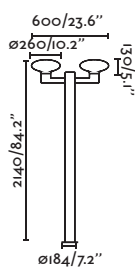

Blubs 3L
Estudi Ribaudí

IP44



74436F3-03 ● Dark Grey + Opal 615,80€

Material	Body Aluminium
	Diff Opal PMMA
Light Source	3 E27 max. 15W
Bulb incl.	No
Recom. Bulb	17437
Class	I



Blubs

Design Estudi Ribaudí



Blub's is like a bubble of air emanating from the earth. Its shapes are softened by the light and complement the space in a simple and ordered way.

Blubs 2L 74435F2-03

Nautica 1L

IP33



71116 ● Rust Brown 551,90€

Material	Body Steel
	Diff Transparent Glass
Light Source	1 E27 max. 15W
Bulb incl.	No
Recom. Bulb	17463
Class	I

Nautica 2L

IP33



71117 ● Rust Brown 700,00€

Material	Body Steel
	Diff Transparent Glass
Light Source	2 E27 max. 15W
Bulb incl.	No
Recom. Bulb	17463
Class	I

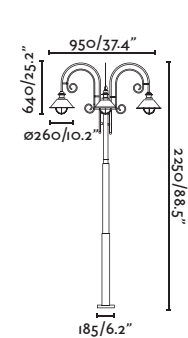
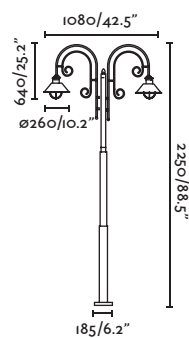
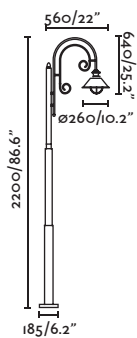
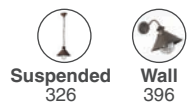
Nautica 3L

IP33



71118 ● Rust Brown 811,30€

Material	Body Steel
	Diff Transparent Glass
Light Source	3 E27 max. 15W
Bulb incl.	No
Recom. Bulb	17463
Class	I





Nautica 1L 71116



Clap estaca 630 c/ pantalla 75708-233P

PROJECTORS & SPIKES

Puk NEW

PUK is the optimal solution for outdoor lighting that combines aesthetics and technology perfectly. Specially designed for architectural spaces, it is distinguished by its recessed light source, guaranteeing high visual comfort.







Puk 4W Puk 12.5W Puk 25W



ø36



ø59



ø85

FINISH

● Black

COLOR TEMPERATURE

2700K CRI80

3000K CRI80

BEAM ANGLE

8°

15°

20°

30°

40°

50°

ACCESSORIES



Honeycomb



Visor



Spike



Tree fixing




Concrete fixing

Highlights



Goniometer built into the luminaire arm for more precise aiming of the floodlight at the desired angle.



Recessed light source, optics available in 3 different aperture angles.

Accessories



Optional visor to optimize glare control.

Refs. 75300V / 75302V / 75303V



Optional honeycomb accessory, to reduce glare.

Refs. 75300H / 75302H / 75303H



Fix PUK series directly from its base to the ground or, add the concrete fixing accessory (ideal for semi public areas).
Ref. 75302F



Puk tree accessory adapts this versatile projector series for tree use. Adjustable straps avoid damaging the tree branches as they grow.

Refs. 75300F & 75303F



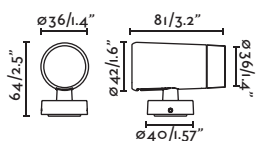
Use PUK projectors on the ground by adding the spike accessory.

Refs. 75300S / 75302S

Puk 36

IP65 IK06 no incl. SEA SIDE SUITABLE 170° 90°

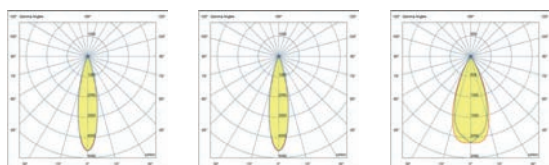
Material	Body Aluminium
	Diff Transparent Glass
Power	4W
Light Source	COB LED
Class	III
CRI	>80
Voltage (V/Hz)	24V DC



*Drivers info pag. 554

Family	Finish	Color T°	Beam Angle
75300- Puk Projector Ø36	2 Black	2 2700K	1 8° 2 20° 3 40°
75301- Puk Projector Ø36		3 3000K	

Example: 75300-222 Puk Ø36 black 2700K 20°




8°

20°

40°

Option	Color T°	CRI	Power	Lumen Output	Beam Angle
75300	2700K	80	4W	326lm / 351lm / 340lm	8° / 20° / 40°
75301	3000K			336lm / 362lm / 351lm	8° / 20° / 40°

Accessories



Honeycomb

75300H ● Black 2,40€


Material Body Aluminium



Tree Fixing

75300F ● Black 45,10€

Material Body Aluminium



Visor

75300V ● Black 23,60€

Material Body Aluminium



Spike

75300S ● Black 7,50€

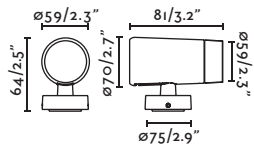
Material Body Polyamide



Puk 59

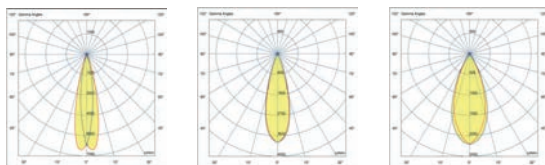
IP65 IK06 incl. SEA SIDE SUITABLE 170° 90°

Material	Body Aluminium
	Diff Transparent Glass
Power	12,5W
Light Source	COB LED
Class	I
CRI	>80
Voltage (V/Hz)	220V-240V/50-60Hz



Family	Finish	Color T°	Beam Angle
75302- Puk Projector ø59	2 Black	2 2700K 3 3000K	1 15° 2 30° 3 50°

Example: 75302-223 Puk Ø59 black 2700K 50°




15°

30°

50°

Option	Color T°	CRI	Power	Lumen Output	Beam Angle
75302	2700K	80	12.5W	650lm / 763lm / 538lm	15° / 30° / 50°
75302	3000K			691lm / 811lm / 572lm	15° / 30° / 50°

Accessories



Honeycomb

75302H ● Black 3,90€

Material Body Aluminium



∅47/1.8"



Tree Fixing


75300F ● Black 45,10€

Material Body Aluminium



80/3.1"

60/2.3"



Visor

75302V ● Black 29,90€

Material Body Aluminium



∅94/3.7"

108/4.2"



Spike

75302S ● Black 9,90€

Material Body Polyamide

∅60/2.3"



172/6.8"



Concrete Fixing

75302F ● Satin Stainless 24,50€

Material Body Stainless steel

∅60/2.3"

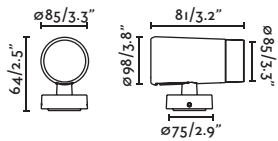


172/6.8"

Puk 85

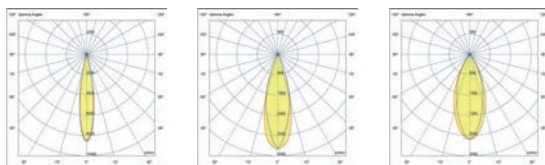
IP65 IK08 incl. **SEA SIDE SUITABLE** 170° 90°

Material	Body Aluminium
	Diff Transparent Glass
Power	25W
Light Source	COB LED
Class	I
CRI	>80
Voltage (V/Hz)	220V-240V/50-60Hz



Family	Finish	Color T°	Beam Angle
75303- Puk Projector ø85	2 Black	2 2700K	1 15°
		3 3000K	2 30°
			3 50°

Example: 75303-232 Puk Ø85 black 3000K 30°



15°

30°

50°

Option	Color T°	CRI	Power	Lumen Output	Beam Angle
75303	2700K	80	25W	2166lm / 2238lm / 2004lm	15° / 30° / 50°
75303	3000K			2280lm / 2356lm / 2109lm	15° / 30° / 50°

Accessories



Honeycomb

75303H ● Black 5,00€

Material Body Aluminium



Ø74/2.9"



Tree Fixing

75303F ● Black 63,80€

Material Body Aluminium



130/5.1"

80/3.1"



Visor

75303V ● Black 39,90€

Material Body Aluminium



Ø94/3.7"

108/4.2"



Spike

75302S ● Black 9,90€

Material Body Polyamide

Ø60/2.3"



172/6.8"



Concrete Fixing

75302F ● Satin Stainless 24,50€

Material Body Stainless steel

Ø60/2.3"




172/6.8"

Clap proyector árbol 24V

Faro Lab

IP65 no incl. 355° 360°



Visor accessory

75703-233 ● Black 112,10€

Material	Body Aluminium
Power	6W
Lumen Output	524lm
Light Source	COB LED 3000K
Class	III
CRI	>80
Voltage (V/Hz)	24V DC
Beam angle	38°
Recom. Driver	98324026
Cable	2 MT

*Drivers info pag. 554

Visor accessory

75714-2 ● Black 5,20€

Material	Body PC
----------	---------



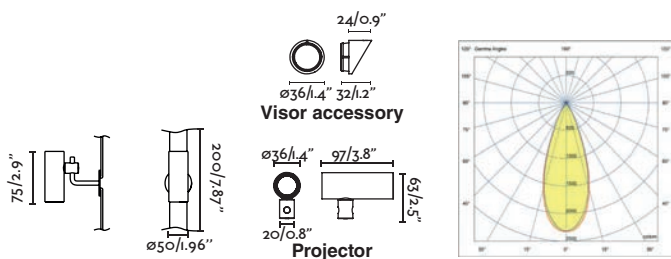
Spike
262



Wall
358



Suspended
304



Clap proyector árbol

Faro Lab

IP65 incl. 355° 360° IP68 CONNECTOR



Visor accessory

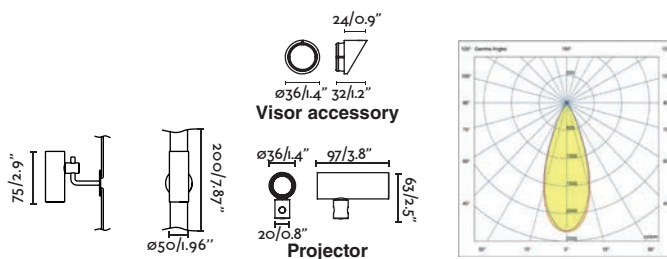
75703-233DR ● Black 154,10€

Material	Body Aluminium
Power	6W
Lumen Output	524lm
Light Source	COB LED 3000K
Class	II
CRI	>80
Voltage (V/Hz)	220V-240V/50-60Hz
Beam angle	38°
Cable	2 MT

Visor accessory

75714-2 ● Black 5,20€

Material	Body PC
----------	---------



Clap

NEW

Design Faro Lab

The CLAP tree-mount projector, with its almost invisible structure and volume, emphasizes accent lighting, making it ideal for creating spaces with a theatrical ambiance.






Muur



Muur 250 71771



Goniometer

Visor accessory



Muur 210

IP65 IK06 incl. SEA SIDE SUITABLE 30° 10



Visor accessory

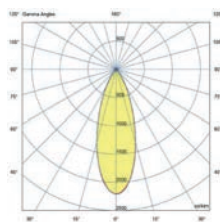
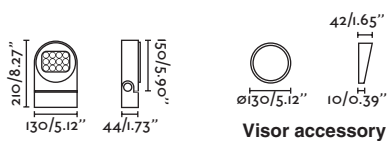
71770 ● Dark Grey 283,60€

Material	Body Aluminium
	Diff Transparent Glass
Power	21W
Lumen Output	1337lm
Light Source	SMD LED 3000K
Class	I
CRI	>80
Voltage (V/Hz)	220V-240V/50-60Hz
Beam angle	36°

Visor accessory

71770V ● Dark Grey 25,60€

Material Body Aluminium



Muur 250

IP65 IK06 incl. SEA SIDE SUITABLE 30° 10



Visor accessory

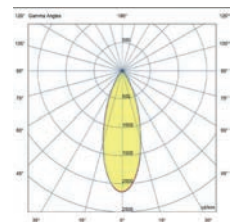
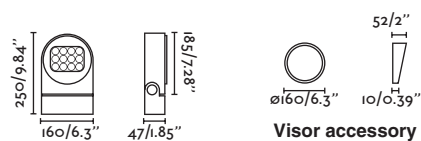
71771 ● Dark Grey 370,60€

Material	Body Aluminium
	Diff Transparent Glass
Power	28,5W
Lumen Output	1877lm
Light Source	SMD LED 3000K
Class	I
CRI	>80
Voltage (V/Hz)	220V-240V/50-60Hz
Beam angle	36°

Visor accessory

71771V ● Dark Grey 35,80€

Material Body Aluminium





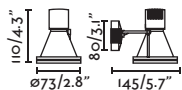
Project 73
Àlex & Manel Llusçà

IP65 IK07 340° 90° 95°



- 71383 ● Grey 64,10€
- 71390 ● Dark Grey 64,10€

Material	Body Aluminium
	Diff Transparent Glass
Light Source	1 GU10 max. 5W
Bulb incl.	No
Recom. Bulb	97685327
Class	I



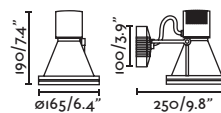
Project 165
Àlex & Manel Llusçà

IP65 IK07 340° 90° 95°



- 71389 ● Dark Grey 132,80€

Material	Body Aluminium
	Diff Transparent Glass
Light Source	1 E27 PAR38 max. 15W
Bulb incl.	No
Recom. Bulb	17398
Class	I



Project

Design Àlex & Manel Llusçà



Projector made of injected aluminium with a protection IP65. A robust and compact design for a highly functional piece.



Project 165 71389

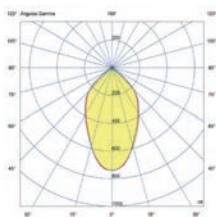
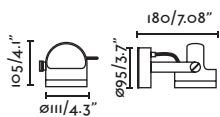
Alfa
Àlex & Manel Llusçà

IP65  incl.



70025 ● Dark Grey 168,20€

Material	Body Aluminium Diff Transparent Glass
Power	13W
Lumen Output	845lm
Light Source	COB LED 3000K
Class	I
CRI	>80
Voltage (V/Hz)	100V-240V/50-60Hz
Beam angle	80°



Alfa

Design Àlex & Manel Llusçà

Projector made of injected aluminium with a decorative and technical aesthetics.



It can be oriented and it is ideal to illuminate entrances in gardens and terraces focusing the light where it is needed.

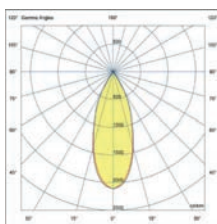
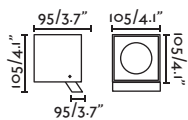
Oko

IP65 IK08 incl.



70161 ● Dark Grey 182,80€

Material	Body Aluminium Diff Transparent Glass
Power	20W
Lumen Output	1400lm
Light Source	COB LED 3000K
Class	I
CRI	>80
Voltage (V/Hz)	220V-240V/50-60Hz
Beam angle	30°



Plom

IP64 incl. 90

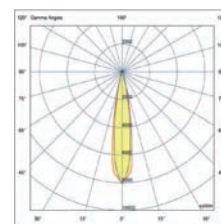
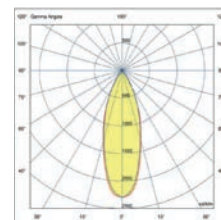
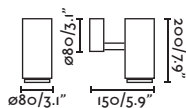


70912 ● Dark Grey 135,60€

Material	Body Aluminium Diff PMMA
Power	8,5W
Lumen Output	635lm
Light Source	COB LED 3000K
Class	I
CRI	>80
Voltage (V/Hz)	100V-240V/50-60Hz
Beam angle	18-45°



Spike
298





Oko 70161



Plom 70912

Lit

IP54 IK06 45°



70260 ● Dark Grey 73,80€

Material	Body Aluminium
	Diff Transparent Glass
Light Source	1 GU10 max. 8W
Bulb incl.	No
Recom. Bulb	97685327
Class	I

Foc 150

IP65 incl. 45°



70156 ● Dark Grey 158,90€

Material	Body Aluminium
	Diff Transparent Glass
Power	16W
Lumen Output	800lm
Light Source	COB LED 3000K
Class	I
CRI	>80
Voltage (V/Hz)	220V-240V/50-60Hz
Beam angle	36°

Foc 580

IP65 incl. 0° 45° 45°

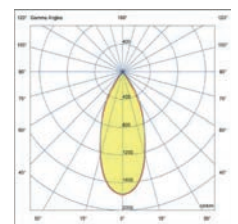
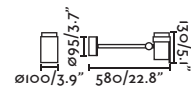
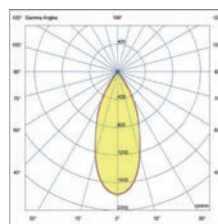
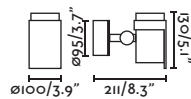
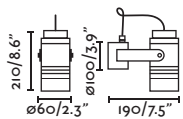


70157 ● Dark Grey 169,20€

Material	Body Aluminium
	Diff Transparent Glass
Power	16W
Lumen Output	800lm
Light Source	COB LED 3000K
Class	I
CRI	>80
Voltage (V/Hz)	220V-240V/50-60Hz
Beam angle	36°



Spike 294





Foc 580 70157



Lit 70260

Flow
Alegre Design

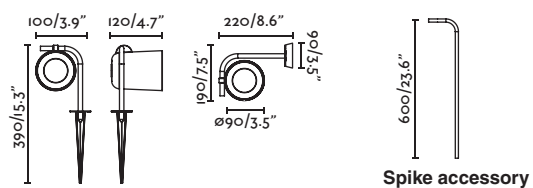
IP65 IK07 360° 160° 180°



- 71546 ● Matt Black 76,30€
- 71547 ● Beige 76,30€

Material	Body PC+Aluminium
	Diff Opal PC
Light Source	1 GU10 max. 5W
Bulb incl.	No
Recom. Bulb	97685327
Class	II
Cable	2.5 MT

Spike accessory 60cm	
71548	● Matt Black 13,00€
71549	● Beige 13,00€




Flow

Design Alegre Design

A spike of timeless and fun design that fits organically into all types of outdoor spaces.



You can nail it directly to the ground or to the wall with an accessory that makes it a surface luminaire.



Flow 71547



Flow 71546
+ Spike accessory
60cm 71548

Slot

Design Lucid Product Design

Visor accessory
70039



Slot 500 70036


outdoor

Projectors & Spikes



Slot 500
spike 70038

Slot 200
spike 70037



Slot 200
Lucid Product Design

IP65 IK08 incl.

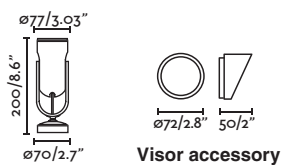


Visor accessory

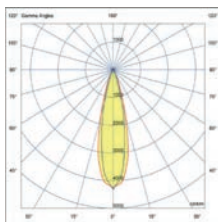
70035 ● Black 157,80€

Material	Body Aluminium
	Diff Transparent Glass
Power	13W
Lumen Output	750lm
Light Source	COB LED 3000K
Class	I
CRI	>80
Voltage (V/Hz)	100V-240V/50-60Hz
Beam angle	28°

Visor accessory	
70039 ● Black 16,80€	
Material	Body Aluminium



Visor accessory



Slot 500
Lucid Product Design

IP65 IK08 incl.

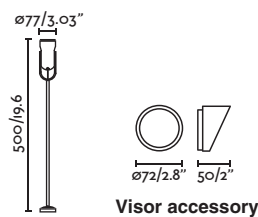


Visor accessory

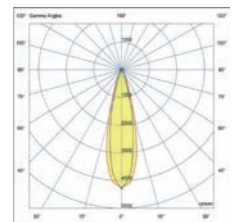
70036 ● Black 173,20€

Material	Body Aluminium
	Diff Transparent Glass
Power	13W
Lumen Output	750lm
Light Source	COB LED 3000K
Class	I
CRI	>80
Voltage (V/Hz)	100V-240V/50-60Hz
Beam angle	28°

Visor accessory	
70039 ● Black 16,80€	
Material	Body Aluminium



Visor accessory



outdoor

Projectors & Spikes



Slot 200 70035

Slot 200 spike
Lucid Product Design

IP65 IK08 incl.

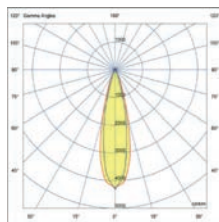
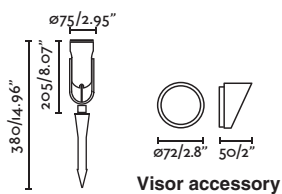


Visor accessory

70037 ● Black 157,80€

Material	Body Aluminium
	Diff Transparent Glass
Power	13W
Lumen Output	750lm
Light Source	COB LED 3000K
Class	I
CRI	>80
Voltage (V/Hz)	100V-240V/50-60Hz
Beam angle	28°
Cable	1.5 MT

Visor accessory	
70039 ● Black 16,80€	
Material	Body Aluminium



Slot 500 spike
Lucid Product Design

IP65 IK08 incl.

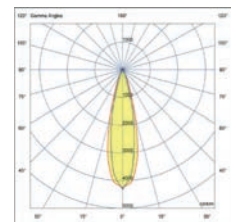
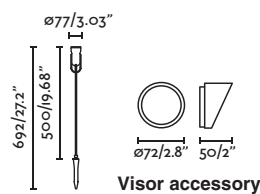


Visor accessory

70038 ● Black 173,20€

Material	Body Aluminium
	Diff Transparent Glass
Power	13W
Lumen Output	750lm
Light Source	COB LED 3000K
Class	I
CRI	>80
Voltage (V/Hz)	100V-240V/50-60Hz
Beam angle	28°
Cable	1.5 MT

Visor accessory	
70039 ● Black 16,80€	
Material	Body Aluminium







Clap estaca 630 c/ pantalla 75708-233P

Clap NEW

Design Faro Lab

The Clap spike, with its nearly invisible structure and volume, focuses on accent lighting, making it ideal for creating spaces with a theatrical character amidst vegetation.



Clap estaca 630 c/ pantalla 75708-233P







Clap estaca 630 24V
Faro Lab

IP65 no incl. 355° 360°

24V DC



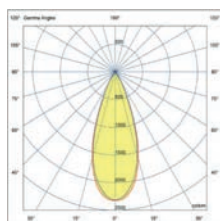
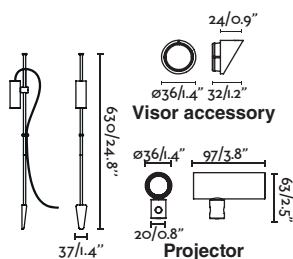

Visor accessory

75708-233 ● Black 102,10€

Material	Body Aluminium
Power	6W
Lumen Output	524lm
Light Source	COB LED 3000K
Class	III
CRI	>80
Voltage (V/Hz)	24V DC
Beam angle	38°
Recom. Driver	98324026
Cable	2 MT

*Drivers info pag. 554

Visor accessory	
75714-2	● Black 5,20€
Material	Body PC



Clap estaca 630
Faro Lab

IP65 incl. 355° 360° IP68 CONNECTOR

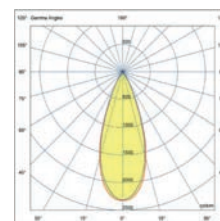
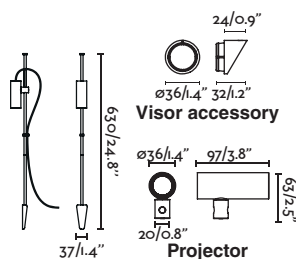


Visor accessory

75708-233DR ● Black 144,10€

Material	Body Aluminium
Power	6W
Lumen Output	524lm
Light Source	COB LED 3000K
Class	II
CRI	>80
Voltage (V/Hz)	220V-240V/50-60Hz
Beam angle	38°
Cable	2 MT

Visor accessory	
75714-2	● Black 5,20€
Material	Body PC



Clap estaca 1030 24V
Faro Lab

IP65 no incl. 355° 360°

24V DC



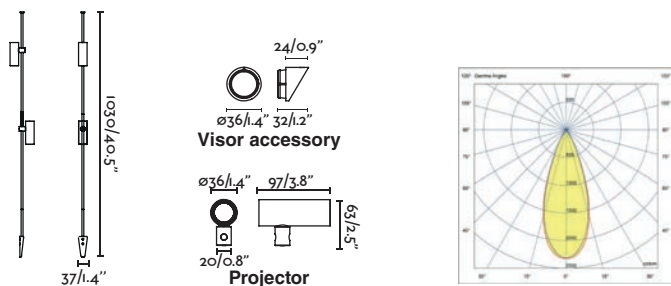
Visor accessory

75709-233 ● Black 109,70€

Material	Body Aluminium+Stainless steel
Power	2X6W
Lumen Output	2x524lm
Light Source	COB LED 3000K
Class	III
CRI	>80
Voltage (V/Hz)	24V DC
Beam angle	38°
Recom. Driver	98324026
Cable	2 MT

*Drivers info pag. 554

Visor accessory	
75714-2	● Black 5,20€
Material	Body PC



Clap estaca 1030
Faro Lab

IP65 incl. 355° 360° IP68 CONNECTOR

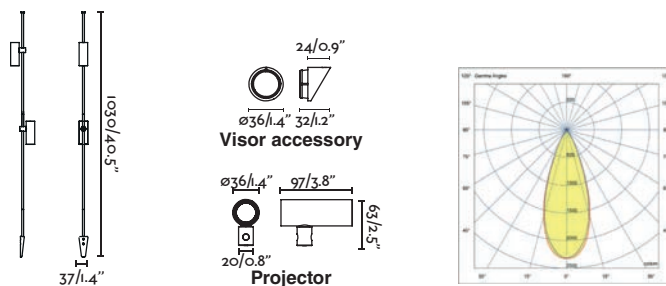


Visor accessory

75709-233DR ● Black 151,70€

Material	Body Aluminium+Stainless steel
Power	2X6W
Lumen Output	2x524lm
Light Source	COB LED 3000K
Class	II
CRI	>80
Voltage (V/Hz)	220V-240V/50-60Hz
Beam angle	38°
Cable	2 MT

Visor accessory	
75714-2	● Black 5,20€
Material	Body PC



Clap estaca 630 c/ pantalla 24V
Faro Lab

IP65 no incl. 355° 360°

24V DC



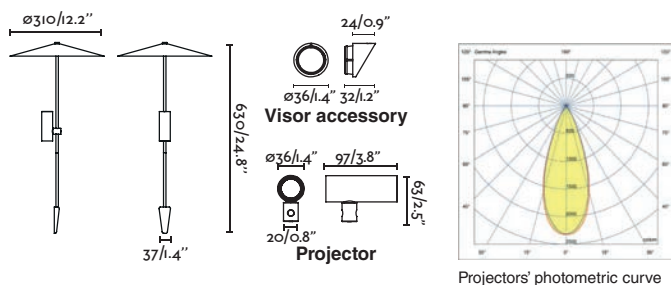
Visor accessory

75708-233P ● Black 184,90€

Material	Body Aluminium
	Shade Aluminium
Power	6W
Lumen Output	524lm
Light Source	COB LED 3000K
Class	III
CRI	>80
Voltage (V/Hz)	24V DC
Beam angle	38°
Recom. Driver	98324026
Cable	2 MT

*Drivers info pag. 554

Visor accessory	
75714-2	● Black 5,20€
Material	Body PC



Clap estaca 630 c/ pantalla
Faro Lab

IP65 incl. 355° 360°

IP68 CONNECTOR

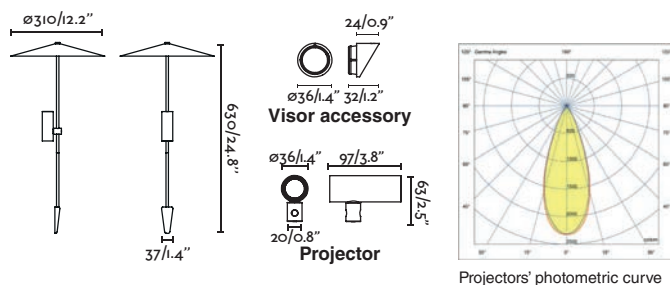


Visor accessory

75708-233PDR ● Black 226,90€

Material	Body Aluminium
	Shade Aluminium
Power	6W
Lumen Output	524lm
Light Source	COB LED 3000K
Class	II
CRI	>80
Voltage (V/Hz)	220V-240V/50-60Hz
Beam angle	38°
Cable	2 MT

Visor accessory	
75714-2	● Black 5,20€
Material	Body PC



Clap estaca 1030 c/ pantalla 24V
Faro Lab

IP65 no incl. 355° 360°

24V DC



Visor accessory

75709-233P ● Black 194,60€

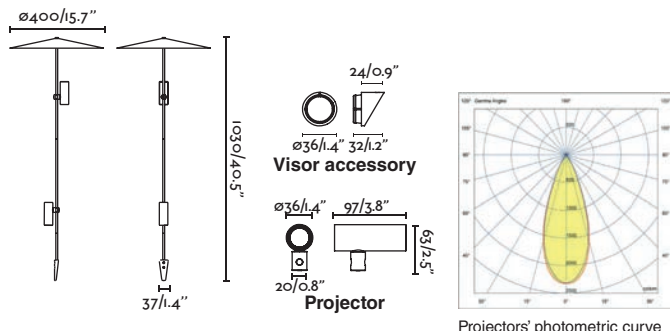
Material	Body Aluminium+Stainless steel
	Shade Aluminium
Power	2X6W
Lumen Output	2x524lm
Light Source	COB LED 3000K
Class	III
CRI	>80
Voltage (V/Hz)	24V DC
Beam angle	38°
Recom. Driver	98324026
Cable	2 MT

*Drivers info pag. 554

Visor accessory

75714-2 ● Black 5,20€

Material Body PC



Clap estaca 1030 c/ pantalla
Faro Lab

IP65 incl. 355° 360°

IP68 CONNECTOR



Visor accessory

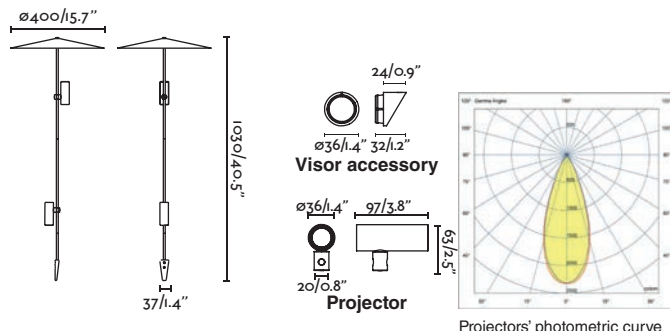
75709-233PDR ● Black 236,60€

Material	Body Aluminium+Stainless steel
	Shade Aluminium
Power	2X6W
Lumen Output	2x524lm
Light Source	COB LED 3000K
Class	II
CRI	>80
Voltage (V/Hz)	220V-240V/50-60Hz
Beam angle	38°
Cable	2 MT

Visor accessory

75714-2 ● Black 5,20€

Material Body PC



Brot 200
Yembarastudio

IP65 incl. 355° IP68 CONNECTOR

NEW



75570 ● Black 93,60€

Material	Body Aluminium
Power	7W
Lumen Output	290lm
Light Source	SMD LED 2700K
Class	II
CRI	>80
Voltage (V/Hz)	100V-240V/50-60Hz
Beam angle	80°
Cable	2 MT

Brot 600
Yembarastudio

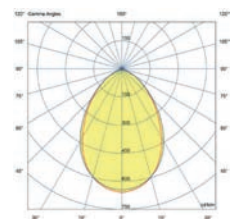
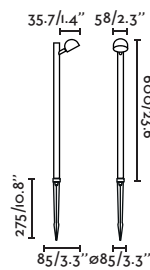
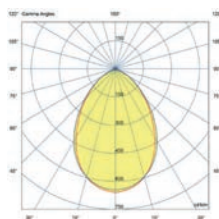
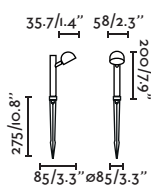
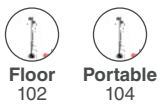
IP65 incl. 355° IP68 CONNECTOR

NEW



75571 ● Black 103,50€

Material	Body Aluminium
Power	7W
Lumen Output	290lm
Light Source	SMD LED 2700K
Class	II
CRI	>80
Voltage (V/Hz)	100V-240V/50-60Hz
Beam angle	80°
Cable	2 MT



Brot NEW

Design Yembarastudio



Brot 200 75570



reddot winner 2021

Cuca NEW

Design Faro Lab

Its minimalist stainless steel structure in the shape of a semicircular arch raises and moves a small ball of light generating elegant and minimalist scenographic spaces.



outdoor

Projectors & Spikes



Cuca 650 24V
Faro Lab

IP65 IK06  no incl.

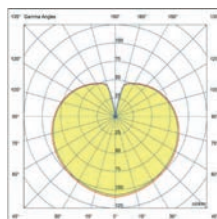
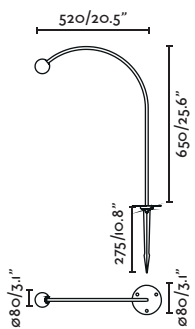
24V DC



75561 ● Black 189,40€

Material	Body Stainless steel
	Diff Opal Glass
Power	3W
Lumen Output	154lm
Light Source	COB LED 2700K
Class	III
CRI	>90
Voltage (V/Hz)	24V DC
Recom. Driver	98324026
Cable	0.5 MT

*Drivers info pag. 554



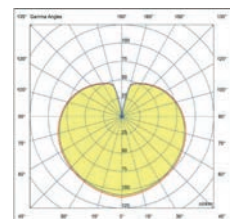
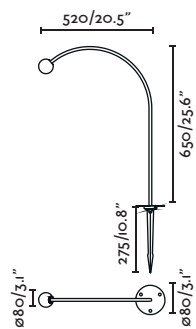
Cuca 650
Faro Lab

IP65 IK06  incl. **IP68 CONNECTOR**



75565 ● Black 231,40€

Material	Body Stainless steel
	Diff Opal Glass
Power	3W
Lumen Output	154lm
Light Source	COB LED 2700K
Class	II
CRI	>90
Voltage (V/Hz)	220V-240V/50-60Hz
Cable	0.5 MT



Cuca 1193 24V
Faro Lab

IP65 IK06  no incl.

24V DC



75562 ● Black 210,10€

Material	Body Stainless steel
	Diff Opal Glass
Power	3W
Lumen Output	154lm
Light Source	COB LED 2700K
Class	III
CRI	>90
Voltage (V/Hz)	24V DC
Recom. Driver	98324026
Cable	0.5 MT

*Drivers info pag. 554

Cuca 1193
Faro Lab

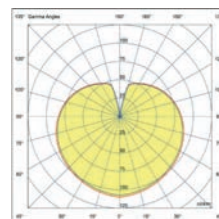
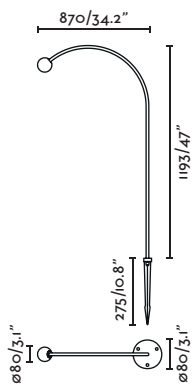
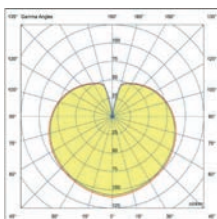
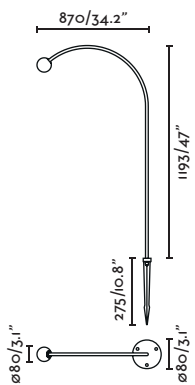
IP65 IK06  incl. **CONNECTOR**



75566 ● Black 252,10€

Material	Body Stainless steel
	Diff Opal Glass
Power	3W
Lumen Output	154lm
Light Source	COB LED 2700K
Class	II
CRI	>90
Voltage (V/Hz)	220V-240V/50-60Hz
Cable	0.5 MT


Beacon
112



Saigon

Design Nahtrang

It is characterized by
simplicity and pure forms.

Saigon out W70
71575P-07



Saigon out C70 71575P-09

outdoor

Projectors & Spikes



Saigon out 1150 R55
71575-01



Saigon out C70
Nahtrang

IP44

NEW MATERIAL



- 71575P-09 ● Dark Grey + Beige 635,60€
- 71575P-11 NEW ● Dark Grey + Green 635,60€
- 71575-13 NEW ● Dark Grey + Ochre 750,50€

Material	Body Aluminium
	Diff Opal PEMD
	Shade PP
Light Source	1 E27 max. 15W
Bulb incl.	No
Recom. Bulb	17463
Class	II
Cable	2 MT

Saigon out W70
Nahtrang

IP44



- 71575P-07 ● Dark Grey + Brown 543,50€

Material	Body Aluminium
	Diff Opal PEMD
	Shade Synthetic wicker
Light Source	1 E27 max. 15W
Bulb incl.	No
Recom. Bulb	17463
Class	II
Cable	2 MT

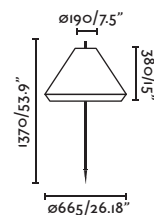
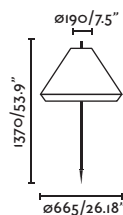
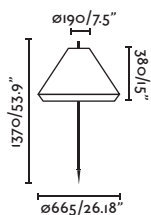



Saigon out T70
Nahtrang

IP44



- 71575P-05 ● Dark Grey + Cream 408,80€
- 71575P-06 ● Dark Grey + Brown 408,80€

Material	Body Aluminium
	Diff Opal PEMD
	Shade Textilene
Light Source	1 E27 max. 15W
Bulb incl.	No
Recom. Bulb	17463
Class	II
Cable	2 MT





Saigon out 870 R45
Nahtrang

IP44



71576P-04 ●● Dark Grey + White 229,20€

Material	Body Aluminium
	Shade PEMD
Light Source	1 E27 max. 15W
Bulb incl.	No
Recom. Bulb	17463
Class	II
Cable	2 MT

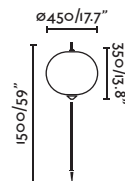
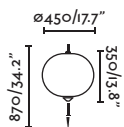
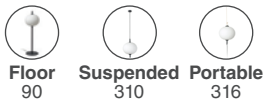
Saigon out 1500 R45
Nahtrang

IP44



71575P-04 ●● Dark Grey + White 258,50€

Material	Body Aluminium
	Shade PEMD
Light Source	1 E27 max. 15W
Bulb incl.	No
Recom. Bulb	17463
Class	II
Cable	2 MT





Saigon out 1500 R45 71575P-04

Saigon out 1350 R55
Nahtrang

IP44



71575P-01 ● Dark Grey + White 301,60€

Saigon out 730 R17
Nahtrang

IP44



71576P-03 ● Dark Grey + White 216,20€

Saigon out 1370 R17
Nahtrang

IP44

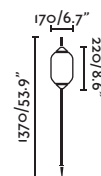
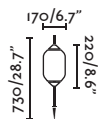
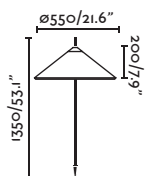
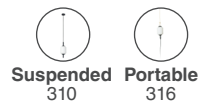



71575P-03 ● Dark Grey + White 245,50€

Material	Body Aluminium
	Shade PEMD
Light Source	1 E27 max. 15W
Bulb incl.	No
Recom. Bulb	17463
Class	II
Cable	2 MT

Material	Body Aluminium
	Shade PEMD
Light Source	1 E27 max. 15W
Bulb incl.	No
Recom. Bulb	17463
Class	II
Cable	2 MT

Material	Body Aluminium
	Shade PEMD
Light Source	1 E27 max. 15W
Bulb incl.	No
Recom. Bulb	17463
Class	II
Cable	2 MT





Leaf
Estudi Ribaudí

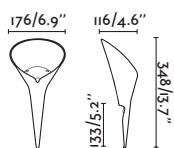
IP44 IK10 SEA SIDE SUITABLE 



70233

● Grey 89,90€

Material	Body Recycled ABS
	Diff Opal PC
Light Source	1 GU10 max. 8W
Bulb incl.	No
Recom. Bulb	17324
Class	II
Cable	0.5 MT



Leaf

Design Estudi Ribaudí



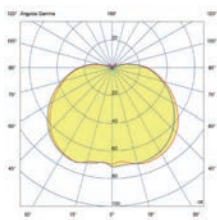
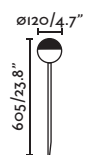
Piccola
Faro Lab

IP65 IK08 incl.



- 70245 ● Matt Black 168,60€
- 70246 ● Matt White 168,60€


Material	Body Aluminium Diff Opal PMMA
Power	6W
Lumen Output	360lm
Light Source	SMD LED 2700K
Class	I
CRI	>80
Voltage (V/Hz)	100V-240V/50-60Hz
Cable	1.5 MT



Piccola

Design Faro Lab

Piccola is an easy to install outdoor light point as it incorporates a large cable. Its translucent diffuser is covered in its upper part to avoid glare and guarantee comfort.



Piccola 70246



Piccola 70245

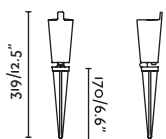
Toni
Alegre Design

IP65 IK07 SEA SIDE SUITABLE 90°



71528 ● Matt Black 47,80€

Material	Body PC Diff Transparent PC
Light Source	1 GU10 max. 5W
Bulb incl.	No
Recom. Bulb	97685327
Class	II
Cable	2.5 MT



Toni

Design Alegre Design

Toni is a corrosion-proof orientable projector stake and can be installed directly on the ground thanks to the stake included or as a wall luminaire with its surface accessory.

Bambou 1068

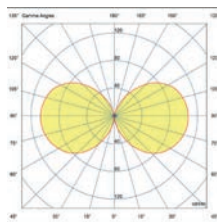
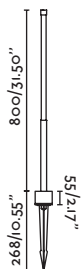
IP65 IK06 incl. CONNECTOR IP68



75556

● Matt Black 155,90€

Material	Body Aluminium
	Diff Transparent Glass
Power	8W
Lumen Output	606lm
Light Source	MODULO LED 2700K
Class	I
CRI	>=80
Voltage (V/Hz)	200V-250V/50-60Hz
Beam angle	360°
Cable	0.2 MT



Bambou 1268

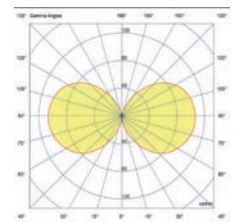
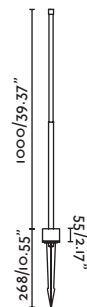
IP65 IK06 incl. CONNECTOR IP68



75557

● Matt Black 168,20€

Material	Body Aluminium
	Diff Transparent Glass
Power	8W
Lumen Output	606lm
Light Source	MODULO LED 2700K
Class	I
CRI	>=80
Voltage (V/Hz)	200V-250V/50-60Hz
Beam angle	360°
Cable	0.2 MT





Bezel

IP65 IK06 incl. IP68 CONNECTOR



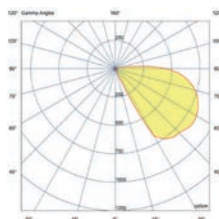
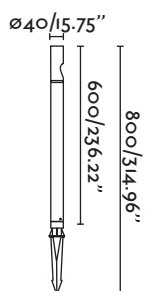
70248

● Matt Black 159,80€

Material	Body Aluminium Diff Transparent Glass
Power	8W
Lumen Output	349lm
Light Source	COB LED 2700K
Class	I
CRI	90
Voltage (V/Hz)	220V-240V/50-60Hz
Cable	1.2 MT



Beacon
184





Spy 145

IP65 IK05 incl. $\pm 350^\circ$



70787 ● Dark Grey 130,80€

Material	Body Aluminium+PC Diff Opal Glass
Power	6W
Lumen Output	395lm
Light Source	COB LED 3000K
Class	I
Voltage (V/Hz)	220V-240V/50Hz
Beam angle	30°
Cable	2 MT

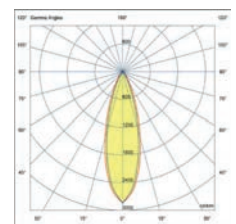
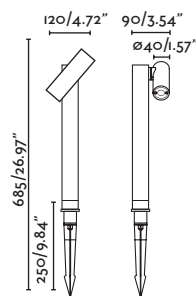
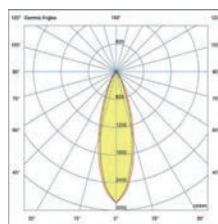
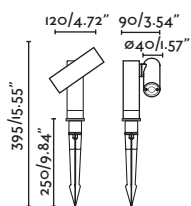
Spy 435

IP65 IK05 incl. $\pm 350^\circ$



70788 ● Dark Grey 159,90€

Material	Body Aluminium+PC Diff Opal Glass
Power	6W
Lumen Output	395lm
Light Source	COB LED 3000K
Class	I
Voltage (V/Hz)	220V-240V/50Hz
Beam angle	30°
Cable	2 MT





Spy 145 70787



Spy 435 70788

Seth 280

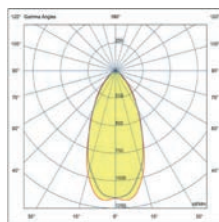
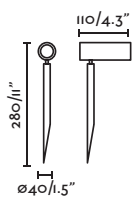
IP44 IK06 incl.



70227

● Matt Black 85,60€

Material	Body Aluminium
	Diff Transparent PMMA
Power	6W
Lumen Output	450lm
Light Source	SMD LED 2700K
Class	II
CRI	>80
Voltage (V/Hz)	100V-240V/50-60Hz
Beam angle	40°
Cable	2 MT



Seth 600

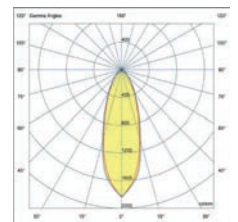
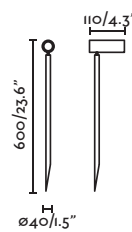
IP44 IK06 incl.




70226

● Matt Black 95,20€

Material	Body Aluminium
	Diff Transparent PMMA
Power	6W
Lumen Output	450lm
Light Source	SMD LED 2700K
Class	II
CRI	>80
Voltage (V/Hz)	100V-240V/50-60Hz
Beam angle	40°
Cable	2 MT





Seth 600 70226



Seth 280 70227

Foc 210 spike

IP65  incl.



70158 ● Dark Grey 158,50€

Material	Body Aluminium
	Diff Transparent Glass
Power	16W
Lumen Output	800lm
Light Source	COB LED 3000K
Class	I
CRI	>80
Voltage (V/Hz)	220V-240V/50Hz
Beam angle	36°
Cable	0.5 MT

Foc 520 spike

IP65  incl.

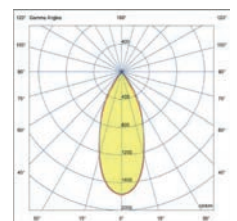
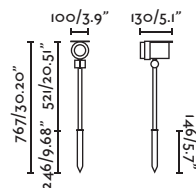
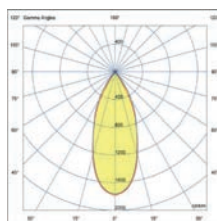
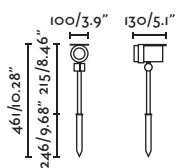


70159 ● Dark Grey 169,20€

Material	Body Aluminium
	Diff Transparent Glass
Power	16W
Lumen Output	800lm
Light Source	COB LED 3000K
Class	I
CRI	>80
Voltage (V/Hz)	220V-240V/50Hz
Beam angle	36°
Cable	0.5 MT



Projector
248





Foc 520 spike 70159



Foc 210 spike 70158


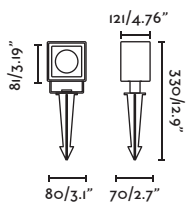
Sobek

IP65 IK06 incl.



70151 ● Dark Grey 132,20€

Material	Body Aluminium Diff Transparent Glass
Power	7W
Lumen Output	550lm
Light Source	COB LED 3000K
Class	I
CRI	>80
Voltage (V/Hz)	100V-240V/50-60Hz
Beam angle	50°
Cable	2 MT



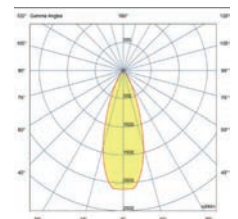
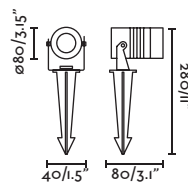
Balder

IP67 incl.



70469 ● Matt Black 112,60€

Material	Body Aluminium Diff Transparent Glass
Power	3W
Lumen Output	110lm
Light Source	SMD LED 3000K
Class	I
CRI	>80
Voltage (V/Hz)	100V-240V/50-60Hz
Beam angle	36°
Cable	2 MT





Sobek 70151



Balder 70469

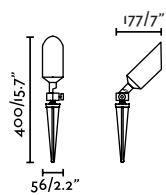
Andy

IP65



71613 ● Satin Gold 94,50€

Material	Body Steel
	Diff Transparent PC
Light Source	1 GU10 max. 5W
Bulb incl.	No
Recom. Bulb	97685327
Class	I
Cable	2 MT



Plom

IP64

incl. ↻ 90

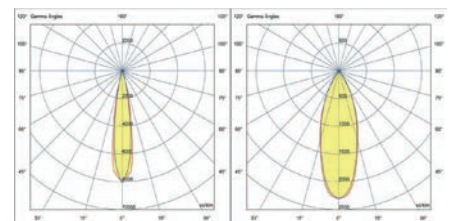
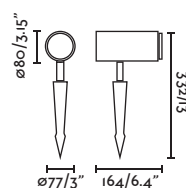


70913 ● Dark Grey 137,90€

Material	Body Aluminium
	Diff Transparent PMMA
Power	8,5W
Lumen Output	635lm
Light Source	COB LED 3000K
Dimmable W	200lm / 635lm
Class	I
CRI	>80
Voltage (V/Hz)	100V-240V/50-60Hz
Beam angle	18-45°
Cable	0.3 MT



Projector
246





Tono

IP44



73150

● Matt Black 48,80€

Garten lampholder

IP54



73111

● Matt Black 28,20€

Garten plug

IP44



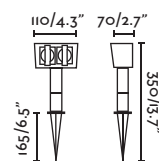
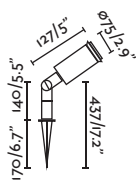
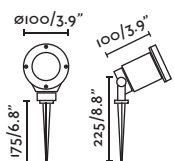
73100

● Matt Black 43,50€

Material	Body Aluminium
	Diff Transparent Glass
Light Source	1 GU10 max. 8W
Bulb incl.	No
Recom. Bulb	97685327
Class	I
Cable	2 MT


Material	Body ABS
Light Source	1 E27 PAR38 max. 15W
Bulb incl.	No
Recom. Bulb	17400
Class	II
Cable	2.5 MT

Material	Body ABS
Power	3500W
Class	I
Voltage (V/Hz)	100V-240V/50-60Hz
Cable	2.5 MT





Tono 73150



Garten lampholder 73111



SUSPENDED

Clap colgante
Faro Lab

IP65
incl. \updownarrow 355° \curvearrowright 360°



- 75711-233 ● Black 366,50€
- 75711-133 ● White 366,50€

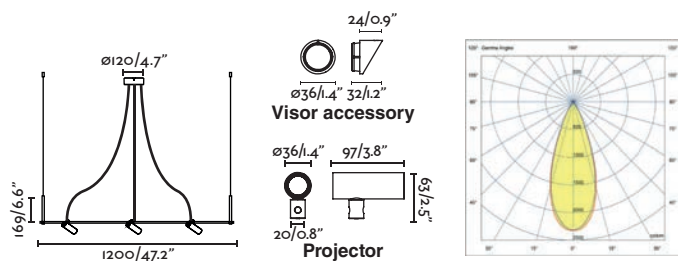



Visor accessory

Material	Body Aluminium
Power	3X6W
Lumen Output	3x524lm
Light Source	COB LED 3000K
Class	I
CRI	>80
Voltage (V/Hz)	220V-240V/50-60Hz
Beam angle	38°
Cable	2 MT

Visor accessory

75714-2	● Black 5,20€
Material	Body PC




Clap **NEW**
Design Faro Lab

outdoor

Suspended

The CLAP linear pendant,
with an almost invisible
structure and volume,
places the focus on
accent lighting, perfect
for creating spaces with a
theatrical flair in galleries
and semi-covered areas.



Clap colgante
75711-233


305

Saigon

Design Nahtrang

Saigon out W70
71579C-07

It is characterized by
simplicity and pure forms.



Saigon out C70 71579C-09

outdoor

Suspended



Saigon out C70 71579C-11

Saigon out R55
71579-02



Saigon out C70
Nahtrang

IP44

NEW MATERIAL



71579C-09 ● Dark Grey + Beige 622,00€

71579C-11 NEW ● Dark Grey + Green 622,00€

71579C-13 NEW ● Dark Grey + Ochre 622,00€

Material	Body Aluminium
	Diff Opal PEMD
	Shade PP
Light Source	1 E27 max. 15W
Bulb incl.	No
Recom. Bulb	17463
Class	II
Cable	1.2 MT

Saigon out W70
Nahtrang

IP44



71579C-07 ● Dark Grey + Brown 529,90€

Material	Body Aluminium
	Diff Opal PEMD
	Shade Synthetic wicker
Light Source	1 E27 max. 15W
Bulb incl.	No
Recom. Bulb	17463
Class	II
Cable	1.2 MT

Saigon out T70
Nahtrang

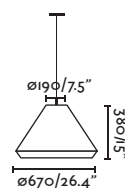
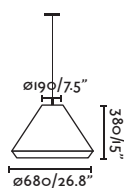
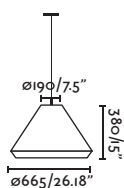



IP44



71579C-05 ● Dark Grey + Cream 395,20€

71579C-06 ● Dark Grey + Brown 395,20€

Material	Body Aluminium
	Diff Opal PEMD
	Shade Textilene
Light Source	1 E27 max. 15W
Bulb incl.	No
Recom. Bulb	17463
Class	II
Cable	1.2 MT



outdoor

Suspended



Saigon out C70 71579C-11

Saigon out R55
Nahtrang

IP44



71579-02

● ● Dark Grey + White 264,10€

Saigon out R45
Nahtrang

IP44 IK06



71579C-04

● ● Dark Grey + White 244,90€

Saigon out R17
Nahtrang

IP44



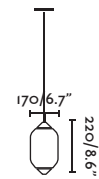
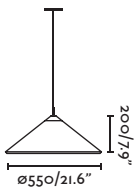


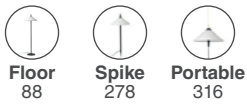
71579C-03

● ● Dark Grey + White 231,90€

Material	Body Aluminium
	Shade PEMD
Light Source	1 E27 max. 15W
Bulb incl.	No
Recom. Bulb	17463
Class	II
Cable	1.2 MT

Material	Body Aluminium
	Shade PEMD
Light Source	1 E27 max. 15W
Bulb incl.	No
Recom. Bulb	17463
Class	II
Cable	1.2 MT

Material	Body Aluminium
	Shade PEMD
Light Source	1 E27 max. 15W
Bulb incl.	No
Recom. Bulb	17463
Class	II
Cable	1.2 MT



outdoor

Suspended






Saigon out R45 Cone cap 71579C-04

Saigon out C100 portable
Nahtrang

IP44 

NEW MATERIAL



- 71584-10  Dark Grey + Beige **719,40€**
- 71584-12 NEW  Dark Grey + Green **719,40€**
- 71584-14 NEW  Dark Grey + Ochre **719,40€**

Material	Body Aluminium
	Diff Opal PEMD
	Shade PP
Light Source	1 E27 max. 15W
Bulb incl.	No
Recom. Bulb	17463
Class	II
Cable	3 MT




*Rope not included

Saigon out C70 portable
Nahtrang

IP44 

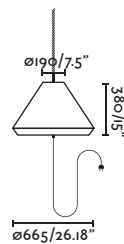
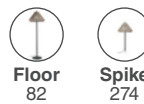
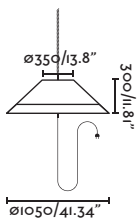
NEW MATERIAL



- 71584-09  Dark Grey + Beige **608,40€**
- 71584-11 NEW  Dark Grey + Green **608,40€**
- 71584-13 NEW  Dark Grey + Ochre **608,40€**

Material	Body Aluminium
	Diff Opal PEMD
	Shade PP
Light Source	1 E27 max. 15W
Bulb incl.	No
Recom. Bulb	17463
Class	II
Cable	3 MT

*Rope not included



outdoor

Suspended




Saigon out C70 71579C-11

313

Saigon out W100 portable IP44 
Nahtrang



71584-08  Dark Grey + Brown 707,60€

Saigon out W70 portable IP44 
Nahtrang



71584-07  Dark Grey + Brown 516,30€

Saigon out T70 portable IP44 
Nahtrang



71584-05  Dark Grey + Cream 381,60€

71584-06  Dark Grey + Brown 381,60€

Material	Body Aluminium
	Diff Opal PEMD
	Shade Synthetic wicker
Light Source	1 E27 max. 15W
Bulb incl.	No
Recom. Bulb	17463
Class	II
Cable	3 MT

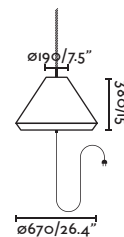
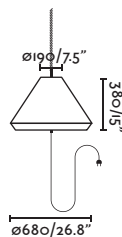
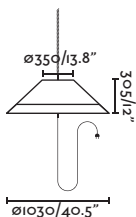


*Rope not included

Material	Body Aluminium
	Diff Opal PEMD
	Shade Synthetic wicker
Light Source	1 E27 max. 15W
Bulb incl.	No
Recom. Bulb	17463
Class	II
Cable	3 MT

*Rope not included

Material	Body Aluminium
	Diff Opal PEMD
	Shade Textilene
Light Source	1 E27 max. 15W
Bulb incl.	No
Recom. Bulb	17463
Class	II
Cable	3 MT

*Rope not included



outdoor

Suspended



Saigon out T70 portable
71584-05



Saigon out W70 portable
71584-07

Saigon out R55 portable
Nahtrang



71584-01 ● Dark Grey + White 274,40€

Saigon out R45 portable
Nahtrang



71584-04 ● Dark Grey + White 231,30€

Saigon out R17 portatil
Nahtrang



71584-03 ● Dark Grey + White 218,30€

Material	Body Aluminium
	Shade PEMD
Light Source	1 E27 max. 15W
Bulb incl.	No
Recom. Bulb	17463
Class	II
Cable	3 MT

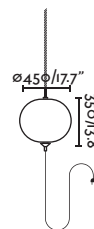
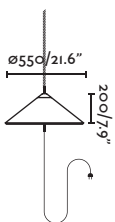

*Rope not included

Material	Body Aluminium
	Shade PEMD
Light Source	1 E27 max. 15W
Bulb incl.	No
Recom. Bulb	17463
Class	II
Cable	3 MT

*Rope not included

Material	Body Aluminium
	Shade PEMD
Light Source	1 E27 max. 15W
Bulb incl.	No
Recom. Bulb	17463
Class	II
Cable	3 MT

*Rope not included



outdoor

Suspended



Scuba louver 1200

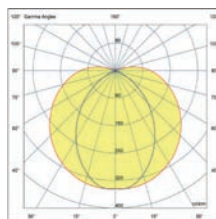
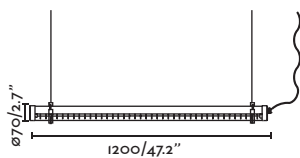
IP65 IK10 incl.

NEW



75758-01 NEW ● Black 305,60€

Material	Body Aluminium Diff Transparent PC
Power	36W
Lumen Output	1575lm
Light Source	SMD LED 2700K
Class	I
CRI	>90
Voltage (V/Hz)	220V-240V/50-60Hz
Beam angle	80x130°
Cable	3 MT
Accessories	Tensor included






Antiglare louver to optimize visual confort.



Scuba 600

IP66 IK10 incl.



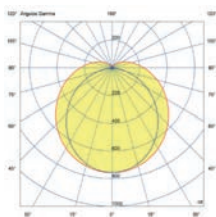
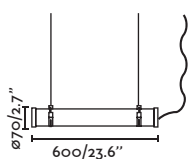
75753 Chrome 197,30€

Material	Body Stainless steel 316L
	Diff Opal PC
Power	20W
Lumen Output	3200lm
Light Source	SMD LED 3000K
Class	I
CRI	>80
Voltage (V/Hz)	100V-240V/50-60Hz
Beam angle	120°
Cable	3 MT

Canopy accessory


75755 Matt Black 25,00€

Material Body Aluminium



Scuba 1200

IP66 IK10 incl.



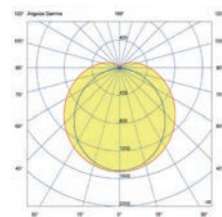
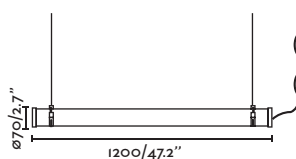
75754 Chrome 274,80€

Material	Body Stainless steel 316L
	Diff Opal PC
Power	36W
Lumen Output	5760lm
Light Source	SMD LED 3000K
Class	I
CRI	>80
Voltage (V/Hz)	100V-240V/50-60Hz
Beam angle	120°
Cable	3 MT

Canopy accessory

75755 Matt Black 25,00€

Material Body Aluminium



outdoor

Suspended



Blubs Mistu Moon & Muffin

A timeless proposal
capable of fitting into
various outdoor
atmospheres.

Moon
74427C-01



Mistu
74427C-02

outdoor

Suspended



Muffin 74427C-04

Blubs
74427C-03



Blubs
Estudi Ribaudí

IP44



74427C-03 ●● Dark Grey + Opal 106,00€

Material	Body Aluminium
	Diff Opal PMMA
Light Source	1 E27 max. 15W
Bulb incl.	No
Recom. Bulb	17437
Class	I

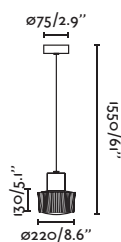
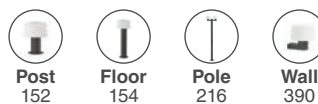
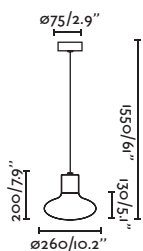
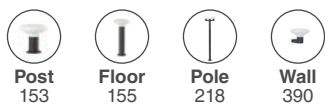
Muffin
Àlex & Manel Llusà

IP44



74427C-04 ●● Dark Grey + Opal 97,70€

Material	Body Aluminium
	Diff Opal PMMA
Light Source	1 E27 max. 15W
Bulb incl.	No
Recom. Bulb	17437
Class	I



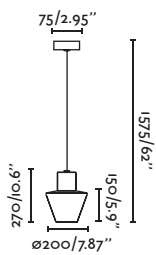
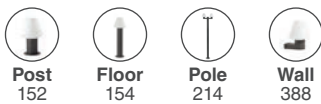
Mistu
Faro Lab

IP44



74427C-02 ●● Dark Grey + Opal 84,90€

Material	Body Aluminium
	Diff Opal PMMA
Light Source	1 E27 max. 15W
Bulb incl.	No
Recom. Bulb	17437
Class	I



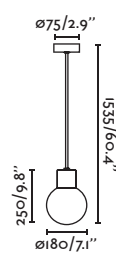

Moon
Faro Lab

IP44



74427C-01 ●● Dark Grey + Opal 99,30€

Material	Body Aluminium
	Diff Opal PMMA
Light Source	1 E27 max. 15W
Bulb incl.	No
Recom. Bulb	17437
Class	I



Nautica 260

IP33



- 71106 Matt White + Matt Copper **91,70€**
- 71138 Rust Brown **92,00€**

Material	Body Steel
	Diff Transparent Glass
Light Source	1 E27 max. 15W
Bulb incl.	No
Recom. Bulb	17463
Class	I
Cable	1 MT

Nautica 340

IP33



- 71139 Rust Brown **128,90€**

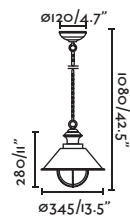
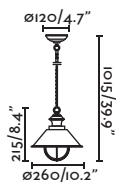
Material	Body Steel
	Diff Transparent Glass
Light Source	1 E27 max. 15W
Bulb incl.	No
Recom. Bulb	17463
Class	I
Cable	1 MT



Wall
396



Pole
220



outdoor

Suspended



Nautica 260 71138



Nautica 340 71139



CEILING

Puk
4.5W **Puk**
7W



ø58



ø76

FINISH

White

Black

COLOR TEMPERATURE

2700K CRI90

3000K CRI90

BEAM ANGLE

15°

30°

50°

Puk

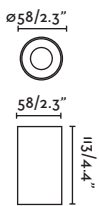
NEW

PUK is the optimal solution for outdoor lighting that combines aesthetics and technology perfectly. Specially designed for architectural spaces, it is distinguished by its recessed light source, guaranteeing high visual comfort.

Puk 58

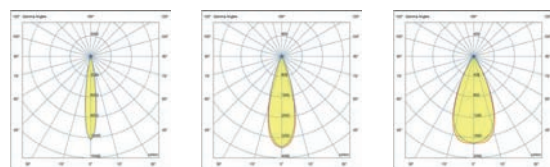
IP65 IK06 incl. SEA SIDE SUITABLE

Material	Body Aluminium
	Diff Transparent Glass
Power	4,5W
Light Source	COB LED
Class	I
CRI	>80
Voltage (V/Hz)	220V-240V/50-60Hz



Family	Finish	Color T°	Beam Angle
75304- Puk Ceiling ø58 4.5W	1 White	2 2700K	1 15°
	2 Black	3 3000K	2 30°
			3 50°

Example: 75304-132 Puk downlight Ø58 white 3000K 30°



15°

30°

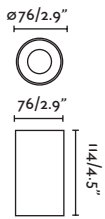
50°

Option	Color T°	CRI	Power	Lumen Output	Beam Angle
75304	2700K	80	4.5W	355lm / 407lm / 417lm	15° / 30° / 50°
	3000K			377lm / 433lm / 444lm	

Puk 76

IP65 IK06 incl. SEA SIDE SUITABLE

Material	Body Aluminium
	Diff Transparent Glass
Power	7W
Light Source	COB LED
Class	I
CRI	>80
Voltage (V/Hz)	220V-240V/50-60Hz

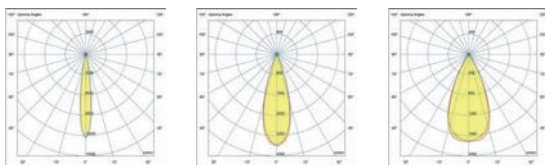


Family	Finish	Color T°	Beam Angle
75305- Puk Ceiling ø76 7W	1 White	2 2700K	1 15°
	2 Black	3 3000K	2 30°
			3 50°

Example: 75305-223 Puk downlight Ø76 black 2700K 50°



Projector 224



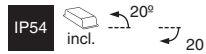
15°

30°

50°

Option	Color T°	CRI	Power	Lumen Output	Beam Angle
75305	2700K	80	7W	644lm / 686lm / 698lm	15° / 30° / 50°
	3000K			686lm / 730lm / 742lm	

Tami



70799 ● Dark Grey 137,80€

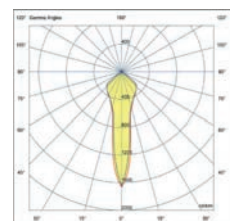
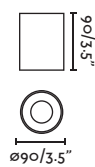
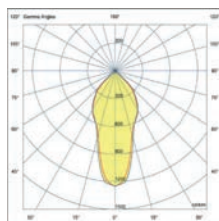
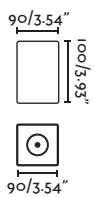
Material	Body Aluminium
	Diff Transparent Glass
Power	9W
Lumen Output	600lm
Light Source	COB LED 3000K
Class	I
CRI	>80
Voltage (V/Hz)	100V-240V/50-60Hz
Beam angle	40°

Goz




70575 ● Dark Grey 107,00€

Material	Body Aluminium
	Diff Transparent Glass
Power	9W
Lumen Output	646lm
Light Source	COB LED 3000K
Class	I
CRI	>80
Voltage (V/Hz)	100V-240V/50-60Hz
Beam angle	18°



outdoor

Ceiling



Tami 70799



Goz 70575

Olot

IP44



- 71372 ● Matt White 30,60€
- 71374 ● Dark Grey 30,60€

Material	Body Aluminium Diff Transparent Glass
Light Source	1 GU10 max. 8W
Bulb incl.	No
Recom. Bulb	97685327
Class	I

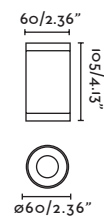
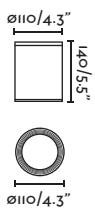
Tasa

IP44 IK06



- 70806 ● Dark Grey 54,30€
- 70821 ● Matt White 54,30€

Material	Body Aluminium Diff Transparent Glass
Light Source	1 E27 max. 15W
Bulb incl.	No
Recom. Bulb	97687127
Class	I





Tasa 70821




Olot 71372

Kila 200

IP65



- 71740 ●● Dark Grey + Transparent **109,40€**
- 71741 ●● Dark Grey + Smoked **126,90€**
- 71742 ●● Dark Grey + Amber **126,90€**



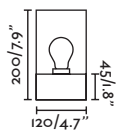
Material	Body Aluminium
	Diff Transparent Glass
Light Source	1 E27 max. 15W
Bulb incl.	No
Recom. Bulb	17463
Class	I



Beacon
134



Wall
384



Kila

outdoor

Ceiling



Kila 200 71740

Scuba louver 1200

IP65 IK10 incl.

NEW



75758

● Black 275,80€

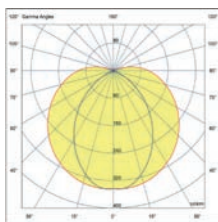
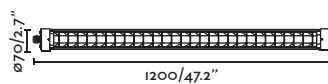
Material	Body Aluminium
	Diff Transparent PC
Power	36W
Lumen Output	2888lm
Light Source	SMD LED 2700K
Class	I
CRI	>90
Voltage (V/Hz)	220V-240V/50-60Hz
Beam angle	80x130°
Cable	3 MT




Suspended
318



Wall
373





Antiglare louver to optimize visual confort.



Anga 240

IP44 IK03 incl.



- 72352 ● White 135,90€
- 72353 ● Dark Grey 135,90€

Material	Body Concrete
	Diff Opal White PMMA
Power	18W
Lumen Output	1300lm
Light Source	SMD LED 2700K
Class	I
CRI	>80
Voltage (V/Hz)	220V-240V/50-60Hz

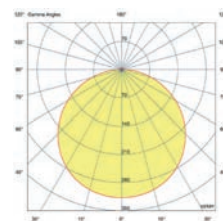
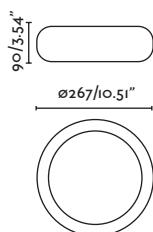
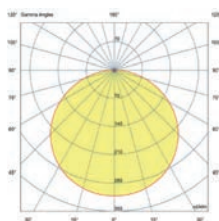
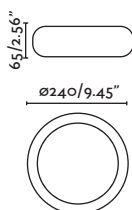
Anga 295

IP44 IK03 incl.



- 72354 ● White 162,50€
- 72355 ● Dark Grey 162,50€


Material	Body Concrete
	Diff Opal White PMMA
Power	24W
Lumen Output	1794lm
Light Source	SMD LED 2700K
Class	I
CRI	>80
Voltage (V/Hz)	220V-240V/50-60Hz



Anga

outdoor

Ceiling



Anga 240 72353



Anga 295 72354

Dakron

IP65 IK10 SEA SIDE SUITABLE



70722 ● Matt White 48,20€

Material	Body ABS
	Diff Opal PC
Light Source	1 E27 max. 15W
Bulb incl.	No
Recom. Bulb	17463
Class	II

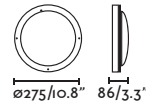
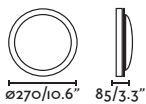
Yen

IP54 IK10



70690 ● Grey 63,80€

Material	Body Aluminium
	Diff Opal PC
Light Source	1 E27 max. 15W
Bulb incl.	No
Recom. Bulb	17463
Class	I





Dakron 70722



Yen 70690



Clap aplique/plafón lineal 75712-233

SURFACE

Kov **NEW**

KOV is a family of outdoor wall lights with a minimalist design. With direct/indirect light effect and a recessed light source, which guarantees great visual comfort.

Kov SQ 1L
71792-121

Minimalist
design with no
visible screws



Kov R 2L 71791-222



Its highly technical design has a drainage system to prevent water stagnation.

Kov SQ 2L
71793-221

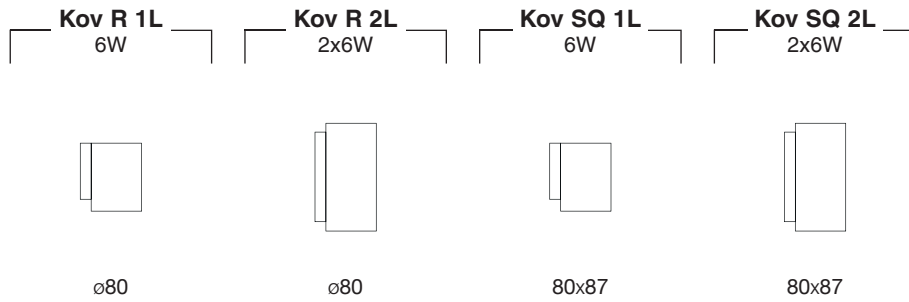
The light source is recessed to ensure the visual comfort of the luminaire.





350

Kov SQ 1L 71792-121



FINISH

- White
- Black

COLOR TEMPERATURE

2700K CRI80

3000K CRI80

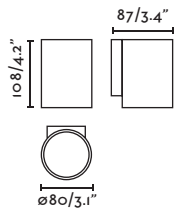
BEAM ANGLE



Kov R 1L

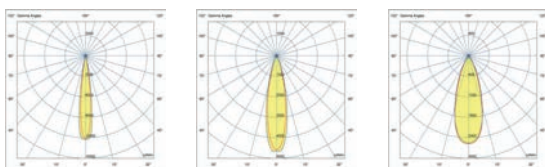
IP65 IK05 incl. SEA SIDE SUITABLE

Material	Body Aluminium
Power	6W
Light Source	COB LED
Class	I
CRI	>80
Voltage (V/Hz)	220V-240V/50-60Hz



Family	Finish	Color T°	Beam Angle
71790- Kov Rounded 1 light	1 White	2 2700K	1 14°
			2 22°
	2 Black	3 3000K	3 30°

Example: 71790-222 Kov Rounded black 2700K 22°



14°

22°

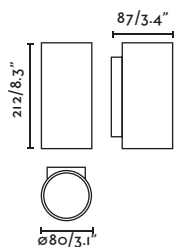
30°

Option	Color T°	CRI	Power	Lumen Output	Beam Angle
71790-	2700K	80	6W	691lm / 716lm / 714lm	14° / 22° / 30°
	3000K			721lm / 809lm / 803lm	14° / 22° / 30°

Kov R 2L

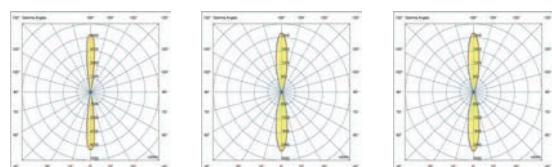
IP65 IK05 incl. SEA SIDE SUITABLE

Material	Body Aluminium
Power	2x6W
Light Source	COB LED
Class	I
CRI	>80
Voltage (V/Hz)	220V-240V/50-60Hz



Family	Finish	Color T°	Beam Angle*
71791- Kov Rounded 2 lights	1 White	2 2700K	1 14°/14°
			2 14°/22°
	2 Black	3 3000K	3 22°/22°
			4 22°/30°
			5 30°/30°
			6 30°/14°

Example: 71791-126 Kov Rounded 2 lights white 2700K 30°/14°
 *NOTE: You can choose the same or different beam angle for each product side



14°

22°

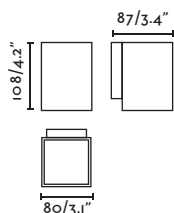
30°

Option	Color T°	CRI	Power	Lumen Output	Beam Angle
71791-	2700K	80	2x6W	1287lm / 1334lm / 1330lm	14°-14° / 22°-22° / 30°-30°
				1337lm / 1359lm / 1335lm	14°-22° / 22°-30° / 30°-14°
	3000K			1343lm / 1507lm / 1496lm	14°-14° / 22°-22° / 30°-30°
				1454lm / 1531lm / 1448lm	14°-22° / 22°-30° / 30°-14°

Kov SQ 1L


IP65 IK05 incl. SEA SIDE SUITABLE

Material	Body Aluminium
Power	6W
Light Source	COB LED
Class	I
CRI	>80
Voltage (V/Hz)	220V-240V/50-60Hz



Family	Finish	Color T°	Beam Angle
71792- Kov Squared 1 light	1 White	2 2700K	1 14°
	2 Black	3 3000K	2 22°
			3 30°

Example: 71792-123 Kov Squared 1 light white 2700K 30°



14°

22°

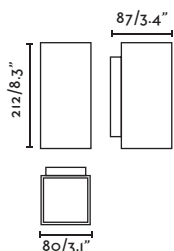
30°

Option	Color T°	CRI	Power	Lumen Output	Beam Angle
71792-	2700K	80	6W	691lm / 716lm / 714lm	14° / 22° / 30°
	3000K			721lm / 809lm / 803lm	14° / 22° / 30°

Kov SQ 2L

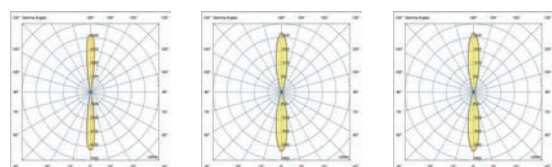
IP65 IK05 incl. SEA SIDE SUITABLE

Material	Body Aluminium
Power	2x6W
Light Source	COB LED
Class	I
CRI	>80
Voltage (V/Hz)	220V-240V/50-60Hz



Family	Finish	Color T°	Beam Angle
71793- Kov Squared 2 lights	1 White	2 2700K	1 14°/14°
	2 Black	3 3000K	2 14°/22°
			3 22°/22°
			4 22°/30°
			5 30°/30°
			6 30°/14°

Example: 71793-221 Kov Squared 2 lights black 2700K 14°/14°
 *NOTE: You can choose the same or different beam angle for each product side



14°

22°

30°

Option	Color T°	CRI	Power	Lumen Output	Beam Angle
71793-	2700K	80	2x6W	1287lm / 1334lm / 1330lm	14°-14° / 22°-22° / 30°-30°
				1337lm / 1359lm / 1335lm	14°-22° / 22°-30° / 30°-14°
				1343lm / 1507lm / 1496lm	14°-14° / 22°-22° / 30°-30°
	3000K			1454lm / 1531lm / 1448lm	14°-22° / 22°-30° / 30°-14°

Clap NEW

Design Faro Lab

With its almost invisible structure and volume, it leaves all the protagonism to the accent light, ideal for creating spaces with a scenographic character.



outdoor

Surface



Clap projector
Faro Lab

IP65 incl. 355° 360°







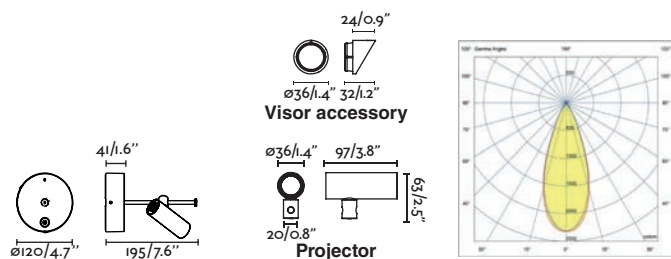
Visor accessory

- 75710-233 ● Black 142,20€
- 75710-133 ● White 139,40€

Material	Body Aluminium
Power	6W
Lumen Output	524lm
Light Source	COB LED 3000K
Class	I
CRI	>80
Voltage (V/Hz)	220V-240V/50-60Hz
Beam angle	38°

Visor accessory	
75714-2	● Black 5,20€
Material	Body PC

- 
Beacon
78
- 
Tree
236
- 
Spike
262
- 
Suspended
304





Clap projector w/shade
Faro Lab

IP65 incl. 355° 360°



Visor accessory

75710-233P ● Black 142,20€

Material	Body Aluminium
	Shade Aluminium
Power	6W
Lumen Output	524lm
Light Source	COB LED 3000K
Class	I
CRI	>80
Voltage (V/Hz)	220V-240V/50-60Hz
Beam angle	38°

Visor accessory	
75714-2	● Black 5,20€
Material	Body PC



Beacon
78



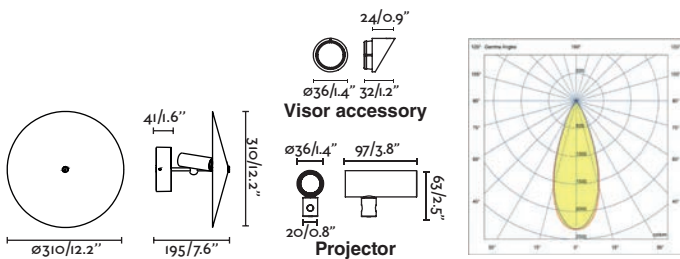
Tree
236



Spike
262



Suspended
304





Clap surface linear

Faro Lab

IP65
incl. \curvearrowright 355° \curvearrowright 360°







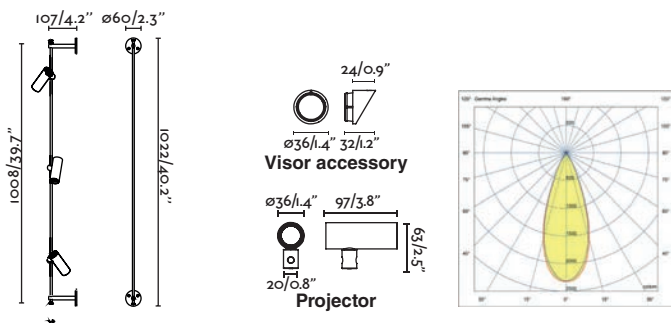
Visor accessory

- 75712-233 ● Black 360,50€
- 75712-133 ● White 511,20€

Material	Body Aluminium
Power	3X6W
Lumen Output	3x524lm
Light Source	COB LED 3000K
Class	I
CRI	>80
Voltage (V/Hz)	220V-240V/50-60Hz
Beam angle	38°
Cable	2 MT

Visor accessory	
75714-2	● Black 5,20€
Material	Body PC

-  **Beacon**
78
-  **Tree**
236
-  **Spike**
262
-  **Suspended**
304





Balic
Yembarastudio

IP65 IK06 incl. DIM



70294 ● Black 145,00€

Material	Body Aluminium Diff Prism Glass
Power	8W
Lumen Output	813/870/896lm
Light Source	SMD LED
Dimmable K	2700 - 3000 - 4000K
Class	I
CRI	>=80
Voltage (V/Hz)	220V-240V/50-60Hz



2700K



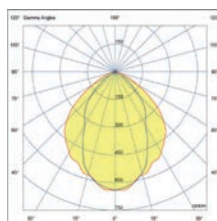
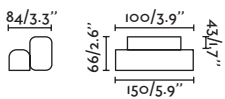
3000K



4000K



Beacon
118



outdoor

Surface

Balic

Design Yembarastudio



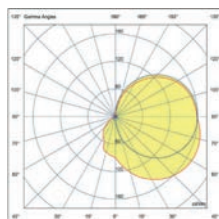
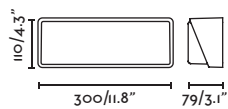
Half
Nahtrang

IP65  incl.



71537 ● Dark Grey 152,10€

Material	Body Aluminium
	Diff Opal Glass
Power	20W
Lumen Output	1350lm
Light Source	SMD LED 3000K
Class	I
CRI	>80
Voltage (V/Hz)	220V-240V/50-60Hz



Half

Design Nahtrang

An elegant way to dress the exterior walls. A few minimal forms let you glimpse a point of light in each place where they are located.



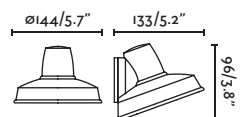
Bronx
Àlex & Manel Lluscà

IP44



- 71194 Brown 48,00€
- 71195 White 48,00€
- 71196 Dark Grey 48,00€

Material	Body Aluminium
	Diff Transparent Glass
Light Source	1 GU10 max. 8W
Bulb incl.	No
Recom. Bulb	97685327
Class	I



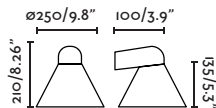
Pals
Faro Lab

IP65 IK06



- 70290 Matt White 135,30€
- 70291 Dark Grey 135,30€

Material	Body Aluminium
	Diff Opal Glass
Light Source	1 E27 max. 15W
Bulb incl.	No
Recom. Bulb	17463
Class	I





Pals 70291



Bronx 71194



Pals 70290

Scuba **NEW**

Antriglare louver
to optimize visual
confort



Scuba 1200 75751



Scuba louver 600 75756

Scuba 600
75750



Scuba 600

IP66 IK10 incl.



75750 Chrome 178,20€

Material	Body Stainless steel 316L
	Diff Opal PC
Power	20W
Lumen Output	3200lm
Light Source	SMD LED 3000K
Class	I
CRI	>80
Voltage (V/Hz)	100V-240V/50-60Hz
Beam angle	120°
Cable	3 MT

Scuba 1200

IP66 IK10 incl.

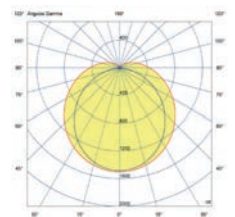
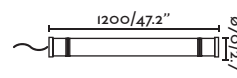
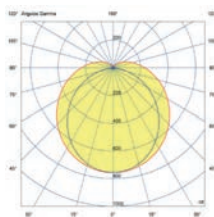
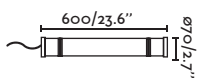


75751 Chrome 255,70€

Material	Body Stainless steel 316L
	Diff Opal PC
Power	36W
Lumen Output	5760lm
Light Source	SMD LED 3000K
Class	I
CRI	>80
Voltage (V/Hz)	100V-240V/50-60Hz
Beam angle	120°
Cable	3 MT



Suspended
320



Scuba louver 600



IP65 IK10 incl.

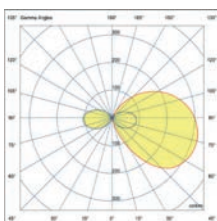
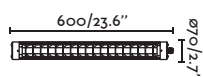
NEW



75756 NEW ● Black 186,90€

Material	Body Aluminium Diff Transparent PC
Power	20W
Lumen Output	1280lm
Light Source	SMD LED 2700K
Class	I
CRI	>90
Voltage (V/Hz)	220V-240V/50-60Hz
Beam angle	60°
Cable	1.5 MT



 Suspended 318 Ceiling 340



Scuba louver 1200

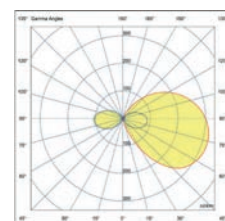
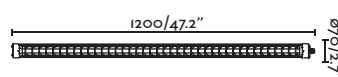
IP65 IK10 incl.

NEW



75757 NEW ● Black 260,90€

Material	Body Aluminium Diff Transparent PC
Power	36W
Lumen Output	1510lm
Light Source	SMD LED 2700K
Class	I
CRI	>90
Voltage (V/Hz)	220V-240V/50-60Hz
Beam angle	60°
Cable	1.5 MT



Tram
Estudi Ribaudí

IP44



75533 ● Matt White 81,60€

Material	Body Aluminium
	Diff Opal PMMA
Light Source	1 E27 max. 15W
Bulb incl.	No
Recom. Bulb	17463
Class	I

Datna
Àlex & Manel Llusçà

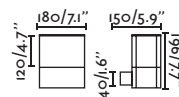
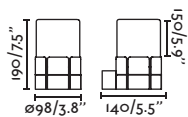


IP44 IK05

SEA SIDE
SUITABLE



74440 ● Dark Grey 108,80€

Material	Body Aluminium
	Diff Opal PC
Light Source	1 E27 max. 15W
Bulb incl.	No
Recom. Bulb	17463
Class	I





Datna 74440



Tram 75533

Block 135
Àlex & Manel Llusçà

IP65 IK06 SEA SIDE
SUITABLE



74139 ● Grey Cement 154,30€

Material	Body Concrete
	Diff Opal Glass
Light Source	1 E27 max. 15W
Bulb incl.	No
Recom. Bulb	17462
Class	I



Beacon
122



outdoor

Surface

Block

Design Àlex & Manel Llusçà



Mask

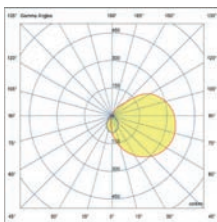
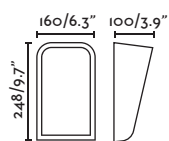
Lucid Product Design

IP65 IK06 incl. SEA SIDE SUITABLE



71279 ● Dark Grey 241,90€

Material	Body Aluminium
	Diff Opal Glass
Power	15W
Lumen Output	550lm
Light Source	SMD LED 3000K
Class	I
CRI	>80
Voltage (V/Hz)	100V-240V/50-60Hz



Mask

Design Lucid Product Design



It is made of injected aluminium and has an opal diffuser. IP65.

Robust wall lamp that can be located near the sea as it is highly resistant to corrosion by salinity.



Twist
Estudi Ribaudí

IP65  incl.



71285 ● Dark Grey 181,60€

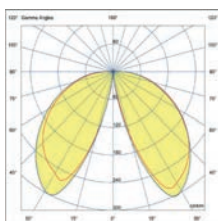
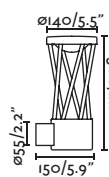
Material	Body Aluminium
	Diff Opal PC
Power	10W
Lumen Output	500lm
Light Source	SMD LED 3000K
Class	I
CRI	>80
Voltage (V/Hz)	100V-240V/50-60Hz



Beacon
126



Post
126



Twist

Design Estudi Ribaudí

Turn outdoor lighting upside down. Twist is your choice. It is original, fresh and fun and creates an effect of lights and shadows on the surfaces where it is located.



Kerala

IP54  incl.



74453 ● Dark Grey 191,20€

Material	Body Aluminium
	Diff Transparent Glass
Power	13W
Lumen Output	600lm
Light Source	SMD LED 3000K
Class	I
CRI	>80
Voltage (V/Hz)	100V-240V/50-60Hz

Kela

IP54 IK05  incl.

NEW

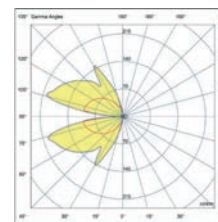
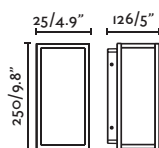
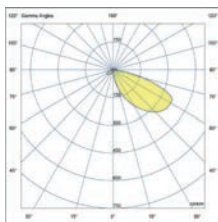
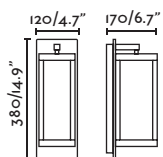


70850 ● Black 159,80€

Material	Body Aluminium
Power	7W
Lumen Output	265lm
Light Source	SMD LED 2700K
Class	I
CRI	>80
Voltage (V/Hz)	220V-240V/50-60Hz



Portable
62





Kela 70850



Kerala 74453

Kela 70850

Perimetral light
module with indirect
light effect



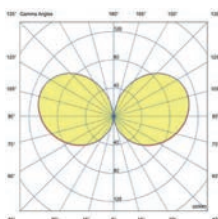
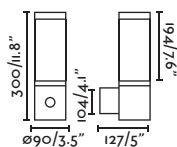
Orwell camera

IP54  incl.  DIM  DIM



75701  Dark Grey + Opal **349,65€**

Material	Body Aluminium
	Diff Opal PC
Power	13W
Lumen Output	480lm
Light Source	SMD LED
Dimmable W	4w 95lm / 13w 480lm
Dimmable K	3000 - 6500K
Class	I
CRI	>80
Voltage (V/Hz)	220V-240V/50-60Hz



Kila

IP65



71743  Dark Grey + Transparent **126,90€**

71744  Dark Grey + Smoked **156,90€**

71745  Dark Grey + Amber **156,90€**

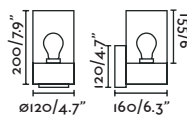
Material	Body Aluminium
	Diff Transparent Glass
Light Source	1 E27 max. 15W
Bulb incl.	No
Recom. Bulb	17463
Class	I



Beacon
134



Ceiling
338



outdoor

Surface



Orwell camera 75701



Kila 71745

Wilma 280

IP44



74998

● Dark Grey + Opal 99,50€

Material	Body Aluminium
	Diff Opal PC
Light Source	1 E27 max. 15W
Bulb incl.	No
Recom. Bulb	17463
Class	I

Wilma 320

IP44



75000

● Dark Grey + Opal 167,40€

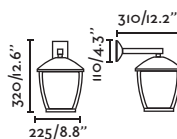
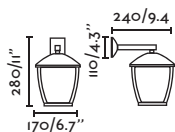
Material	Body Aluminium
	Diff Opal PC
Light Source	1 E27 max. 15W
Bulb incl.	No
Recom. Bulb	17463
Class	I



Post
142



Beacon
142





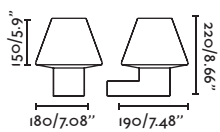
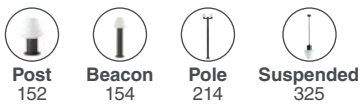
Mistu
Faro Lab

IP44



74432A-02 ●● Dark Grey + Opal 85,60€

Material	Body Aluminium
	Diff Opal PMMA
Light Source	1 E27 max. 15W
Bulb incl.	No
Recom. Bulb	17437
Class	I



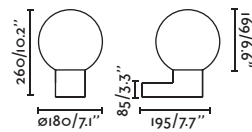

Moon
Faro Lab

IP44



74432A-01 ●● Dark Grey + Opal 100,00€

Material	Body Aluminium
	Diff Opal PMMA
Light Source	1 E27 max. 15W
Bulb incl.	No
Recom. Bulb	17437
Class	I



outdoor

Surface



Moon 74432A-01

389

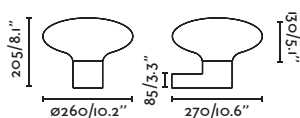
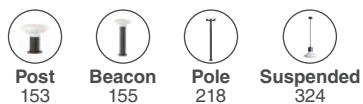
Blubs
Estudi Ribaudí

IP44



74432A-03 ● Dark Grey + Opal 106,70€

Material	Body Aluminium
	Diff Opal PMMA
Light Source	1 E27 max. 15W
Bulb incl.	No
Recom. Bulb	17437
Class	I



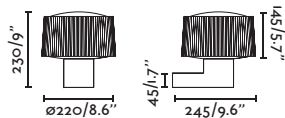
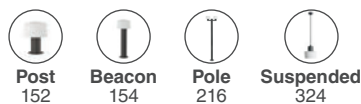
Muffin
Àlex & Manel Llusà

IP44



74432A-04 ● Dark Grey + Opal 98,40€

Material	Body Aluminium
	Diff Opal PMMA
Light Source	1 E27 max. 15W
Bulb incl.	No
Recom. Bulb	17437
Class	I



outdoor

Surface



Blubs 74432A-03

391

Toc

IP65  incl.



70780

● Matt White 149,80€

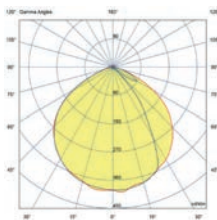
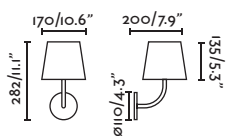
Material	Body Aluminium
	Diff Opal PC
Power	8W
Lumen Output	600lm
Light Source	SMD LED 3000K
Class	I
CRI	>80
Voltage (V/Hz)	220V-240V/50-60Hz



Portable
64



Floor
64



outdoor

Surface



Argot

IP44



71424

● Rust Brown 95,60€

Material	Body Steel
	Diff Transparent Glass
Light Source	1 E27 max. 15W
Bulb incl.	No
Recom. Bulb	17463
Class	I

Dado

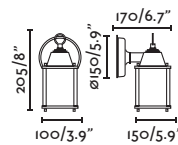
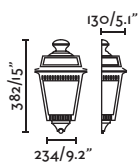
IP23



71606

● Rust Brown 38,20€

Material	Body Steel
	Diff Transparent Glass
Light Source	1 E27 max. 15W
Bulb incl.	No
Recom. Bulb	17462
Class	I



outdoor

Surface



Dado 71606



Argot 71424

Nautica 310

IP33



71110 ● Rust Brown 91,70€

Nautica 280

IP33



71128 ● Rust Brown 84,30€

Nautica 350

IP33

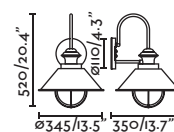
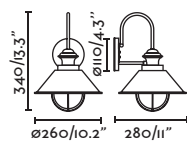
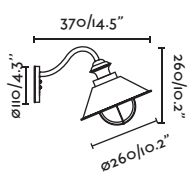
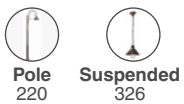


71129 ● Rust Brown 122,70€

Material	Body Steel
	Diff Transparent Glass
Light Source	1 E27 max. 15W
Bulb incl.	No
Recom. Bulb	17463
Class	I

Material	Body Steel
	Diff Transparent Glass
Light Source	1 E27 max. 15W
Bulb incl.	No
Recom. Bulb	17463
Class	I

Material	Body Steel
	Diff Transparent Glass
Light Source	1 E27 max. 15W
Bulb incl.	No
Recom. Bulb	17463
Class	I





Nautica 280 71128

Estoril

IP33 IK06



71140

● Rust Brown 97,80€

Material	Body Steel
	Diff Transparent Glass
Light Source	1 E27 max. 15W
Bulb incl.	No
Recom. Bulb	17462
Class	I

Wally

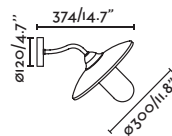
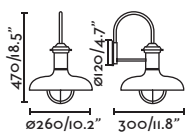
IP44



74261

● Rust Brown 84,60€

Material	Body Steel
	Diff Transparent Glass
Light Source	1 E27 max. 15W
Bulb incl.	No
Recom. Bulb	17463
Class	I



outdoor

Surface



Estoril 71140



Wally 74261

Timon

IP44



70996

Brass 134,10€

Material	Body Brass
	Diff Transparent Glass
Light Source	1 E27 max. 15W
Bulb incl.	No
Recom. Bulb	17463
Class	I

Noray

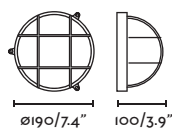
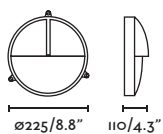
IP44 IK03



70999

Brass 114,10€

Material	Body Brass
	Diff Transparent Glass
Light Source	1 E27 max. 15W
Bulb incl.	No
Recom. Bulb	17463
Class	I



outdoor

Surface



Timon 70996

401

Cabo

IP44 IK05



70998

Brass 114,10€

Borda

IP44



70997

Brass 111,90€

Nahir

IP44



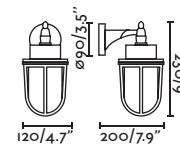
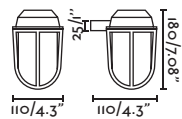
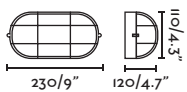
70992

Brass 160,30€

Material	Body Brass
	Diff Transparent Glass
Light Source	1 E27 max. 15W
Bulb incl.	No
Recom. Bulb	17463
Class	I

Material	Body Brass
	Diff Transparent Glass
Light Source	1 E27 max. 15W
Bulb incl.	No
Recom. Bulb	17463
Class	I

Material	Body Brass
	Diff Transparent Glass
Light Source	1 E27 max. 15W
Bulb incl.	No
Recom. Bulb	17463
Class	I



outdoor

Surface



Borda 70997

403

Nala

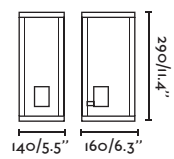
IP54



70773

● Dark Grey 125,50€

Material	Body Aluminium Diff Transparent Glass
Light Source	1 E27 max. 15W
Bulb incl.	No
Recom. Bulb	17463
Class	I



Tamashi

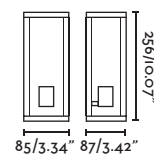
IP65



71303

● Dark Grey 84,60€

Material	Body Aluminium Diff Transparent Glass
Light Source	1 E27 max. 15W
Bulb incl.	No
Recom. Bulb	17428
Class	I





Nala 70773



Tamashi 71303

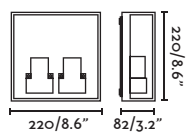
Pomo

IP65 IK06



71306 ● Dark Grey 98,60€

Material	Body Aluminium
	Diff Transparent Glass
Light Source	2 E27 max. 15W
Bulb incl.	No
Recom. Bulb	17426
Class	I



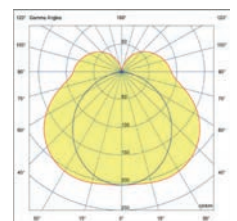
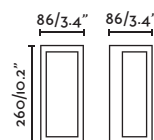
Pivot

IP65 IK06 incl.



71304 ● Matt White 112,70€
71305 ● Dark Grey 114,70€

Material	Body Aluminium
	Diff Opal Glass
Power	10W
Lumen Output	500lm
Light Source	SMD LED 3000K
Class	I
CRI	>80
Voltage (V/Hz)	100V-240V/50-60Hz



outdoor

Surface



Pomo 71306

407

Sun

IP54 incl.



70823 ● Dark Grey 69,10€

Material	Body Aluminium Diff Opal PC
Power	4,4W
Lumen Output	275lm
Light Source	SMD LED 3000K
Class	I
CRI	>80
Voltage (V/Hz)	100V-240V/50-60Hz

Tom 190

IP65 IK10 incl. SEA SIDE SUITABLE



70665 ● Matt White 44,40€
70666 ● Dark Grey 44,40€

Material	Body ABS Diff Opal PC
Power	7W
Lumen Output	400lm
Light Source	SMD LED 3000K
Class	II
CRI	>80
Voltage (V/Hz)	220V-240V/50-60Hz

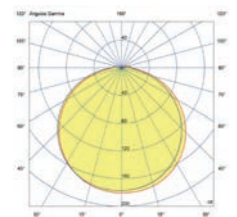

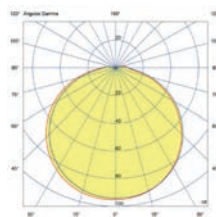
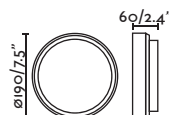
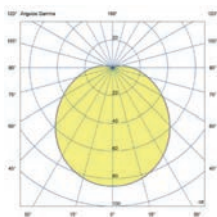
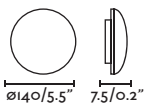
Tom 220

IP65 IK10 incl. SEA SIDE SUITABLE



70682 ● Dark Grey 60,40€
70683 ● Matt White 60,40€

Material	Body ABS Diff Opal PC
Power	11W
Lumen Output	600lm
Light Source	SMD LED 3000K
Class	II
CRI	>80
Voltage (V/Hz)	220V-240V/50-60Hz



outdoor

Surface



Sun 70823

409

Kubick

IP44 IK06



70689 ● Dark Grey 97,80€
70715 ● Grey 97,80€

Material	Body Aluminium Diff Opal PC
Light Source	1 E27 max. 15W
Bulb incl.	No
Recom. Bulb	17463
Class	I



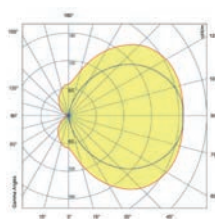
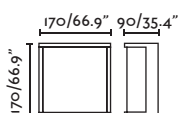
Hikari

IP65 IK10 incl.



71274 ● Dark Grey 125,60€

Material	Body Aluminium Diff Opal PC
Power	10W
Lumen Output	400lm
Light Source	SMD LED 3000K
Class	I
CRI	>80
Voltage (V/Hz)	100V-240V/50-60Hz



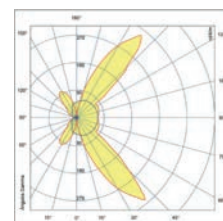
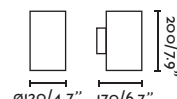
Lur

IP54 IK06 incl.



70827 ● Dark Grey 151,90€

Material	Body Aluminium Diff Opal PMMA
Power	12W
Lumen Output	950lm
Light Source	SMD LED 3000K
Class	I
CRI	>80
Voltage (V/Hz)	100V-240V/50-60Hz



outdoor

Surface



Kubick 70715

Negus

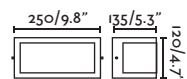
IP54 IK10



70696

● Grey 55,20€

Material	Body Aluminium
	Diff Opal PC
Light Source	1 E27 max. 15W
Bulb incl.	No
Recom. Bulb	17463
Class	I



Bonn

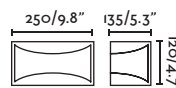
IP44 IK06



70697


● Dark Grey 72,30€

Material	Body Aluminium
	Diff Opal PC
Light Source	1 E27 max. 15W
Bulb incl.	No
Recom. Bulb	17463
Class	I




outdoor

Surface



Natron

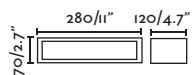
IP54 IK06



70887

● Dark Grey 97,90€

Material	Body Aluminium
	Diff Opal Glass
Light Source	1 E27 max. 15W
Bulb incl.	No
Recom. Bulb	17437
Class	I



Tejo

IP54 IK06



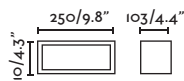
70573

● Dark Grey 73,50€

70573B

● Matt White 73,50€

Material	Body Aluminium
	Diff Opal PC
Light Source	1 E27 max. 15W
Bulb incl.	No
Recom. Bulb	17463
Class	I



outdoor

Surface



Tejo 70573B

Fred 200

IP65 IK10 incl. SEA SIDE SUITABLE



- 70663 ● Dark Grey 34,80€
- 70664 ● Matt White 34,80€

Material	Body ABS Diff Opal PC
Power	7W
Lumen Output	400lm
Light Source	SMD LED 3000K
Class	II
CRI	>80
Voltage (V/Hz)	220V-240V/50-60Hz

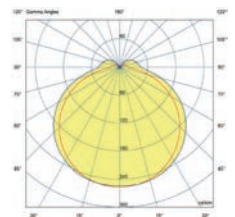
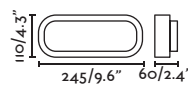
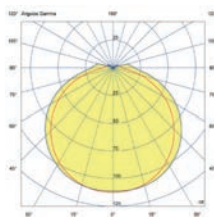
Fred 245

IP65 IK10 incl. SEA SIDE SUITABLE



- 70667 ● Dark Grey 54,60€
- 70668 ● Matt White 54,60€

Material	Body ABS Diff Opal PC
Power	11W
Lumen Output	600lm
Light Source	SMD LED 3000K
Class	II
CRI	>80
Voltage (V/Hz)	220V-240V/50-60Hz



outdoor

Surface



Fred 200 70663

417

Pol

IP54  incl.



70829 ● Dark Grey 118,90€

Material	Body Aluminium
	Diff Opal PMMA
Power	8W
Lumen Output	550lm
Light Source	SMD LED 3000K
Class	I
CRI	>80
Voltage (V/Hz)	100V-240V/50-60Hz

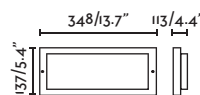
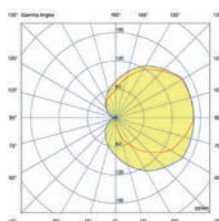
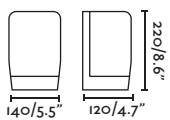
Mol

IP44



70720 ● Dark Grey 60,10€

Material	Body Aluminium
	Diff Opal PC
Light Source	1 E27 max. 15W
Bulb incl.	No
Recom. Bulb	17463
Class	I





Pol 70829



Mol 70720

Cela

IP54



72280

● Satin Stainless 47,40€

Cela stripped

IP54



72281

● Satin Stainless 47,40€

Fedon

IP54



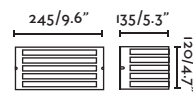
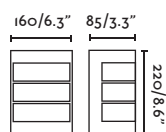
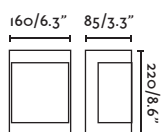
70714

● Satin Stainless 88,20€

Material	Body Stainless steel 304 Diff Opal PC
Light Source	1 E27 max. 15W
Bulb incl.	No
Recom. Bulb	17463
Class	II

Material	Body Stainless steel 304 Diff Opal PC
Light Source	1 E27 max. 15W
Bulb incl.	No
Recom. Bulb	17463
Class	II

Material	Body Stainless steel 304 Diff Opal PC
Light Source	1 E27 max. 15W
Bulb incl.	No
Recom. Bulb	17463
Class	I



outdoor

Surface



Cela 72280

421

Estay

IP44



- 72010 Matt White 22,10€
- 72011 Matt Black 22,10€

Material	Body Aluminium Diff Opal Glass
Light Source	1 E27 max. 15W
Bulb incl.	No
Recom. Bulb	17463
Class	I

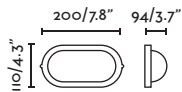
Derby 200

IP44



- 72000 Matt White 20,90€
- 72001 Matt Black 20,90€

Material	Body Aluminium Diff Opal Glass
Light Source	1 E27 max. 15W
Bulb incl.	No
Recom. Bulb	17463
Class	I



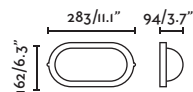
Derby 283

IP44



- 72002 Matt White 37,70€

Material	Body Aluminium Diff Opal Glass
Light Source	1 E27 max. 15W
Bulb incl.	No
Recom. Bulb	17463
Class	I



outdoor

Surface



Estay 72011

423

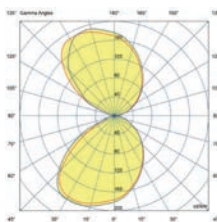
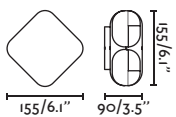
Bu-Oh
Estudi Ribaudí

IP65  incl.



- 71212 Dark Grey **152,50€**
- 71215 Matt White **152,50€**

Material	Body Aluminium
	Diff Opal PC
Power	12W
Lumen Output	310lm
Light Source	SMD LED 3000K
Class	I
CRI	>80
Voltage (V/Hz)	100V-240V/50-60Hz



Bu-Oh

Design Estudi Ribaudí

Bu-oh! is a collection of intimidating-looking outdoor luminaires with unparalleled elegance and beauty. Ideal for signalling outdoor environments in an original and ingenious way.



Bu-Oh 71212

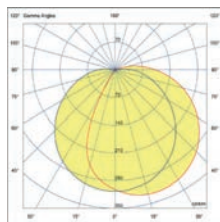
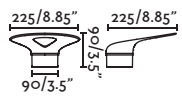
Lotus
Estudi Ribaudí

IP65 IK08 incl.



- 71222 Matt White **160,40€**
- 71223 Dark Grey **160,40€**


Material	Body Aluminium
	Diff Opal PC
Power	18W
Lumen Output	1700lm
Light Source	SMD LED 3000K
Class	I
CRI	>80
Voltage (V/Hz)	100V-240V/50-60Hz



Lotus

Design Estudi Ribaudí

Inspired by the lotus flower, this outdoor collection is made of aluminum which gives it greater robustness and durability.



Lotus 71223

The wall lamp offers indirect lighting and the beacons are ideal for illuminating passageways.

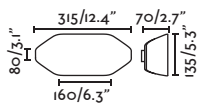
Future
Estudi Ribaudí

IP44 IK08 SEA SIDE SUITABLE



- 71516 ● Matt White 63,80€
- 71517 ● Dark Grey 63,80€

Material	Body PC Diff Opal PC
Light Source	1 E27 max. 15W
Bulb incl.	No
Recom. Bulb	17437
Class	II



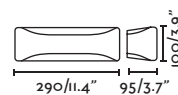
View
Estudi Ribaudí

IP54 SEA SIDE SUITABLE



- 71519 ● Dark Grey 63,70€

Material	Body ABS+PC Diff Opal PP
Light Source	1 E27 max. 15W
Bulb incl.	No
Recom. Bulb	17463
Class	II



View

Design Estudi Ribaudí

A futuristic luminaire that represents a parenthesis of light that contributes to the creation of calm and relaxed atmospheres in which to enjoy nights and sunsets.

Dragma
Àlex & Manel Llusçà

IP65  incl.



71362L ● Dark Grey 142,50€

Material	Body Aluminium Diff Opal Glass
Power	15W
Lumen Output	500lm
Light Source	SMD LED 3000K
Class	I
CRI	>80
Voltage (V/Hz)	100V-240V/50-60Hz

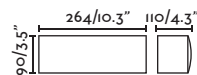
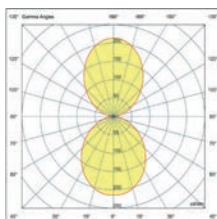
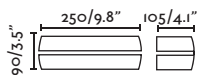
Ancora
Àlex & Manel Llusçà

IP44



74401 ● Dark Grey 67,30€

Material	Body Aluminium Diff Opal PC
Light Source	1 E27 max. 15W
Bulb incl.	No
Recom. Bulb	17463
Class	I



outdoor

Surface

Dragma & Ancora

Design Àlex & Manel Lluscà



Dragma 71362L



Ancora 74401

Sticker
Lucid Product Design

IP55 IK10 incl.

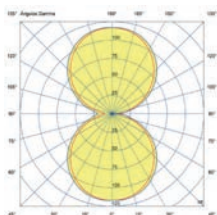
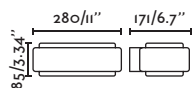


75540 ● Dark Grey 178,40€

Material	Body Aluminium
	Diff Opal PMMA
Power	13W
Lumen Output	770lm
Light Source	SMD LED 3000K
Class	I
CRI	>80
Voltage (V/Hz)	100V-240V/50-60Hz



Beacon
130



Sticker

Design Lucid Product Design

A stylish and robust collection of general lighting. Ghran opal diffuser with light emission in two directions.



Alp 130

IP54  incl.



74450 ● Dark Grey 132,40€

Material	Body Aluminium Diff Opal PC
Power	8W
Lumen Output	350lm
Light Source	SMD LED 3000K
Class	I
CRI	>80
Voltage (V/Hz)	100V-240V/50-60Hz

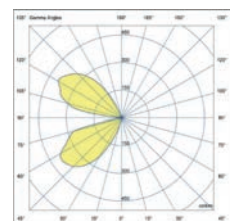
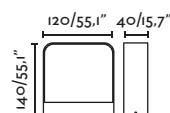
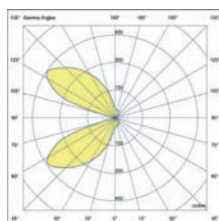
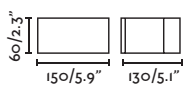
Axel

IP65 IK07  incl.



71273 ● Dark Grey 87,20€

Material	Body Aluminium Diff Transparent Glass
Power	6W
Lumen Output	360lm
Light Source	COB LED 3000K
Class	I
CRI	>80
Voltage (V/Hz)	220V-240V/50-60Hz



outdoor

Surface



Alp 130 74450



Axel 71273

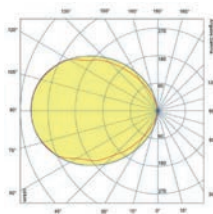
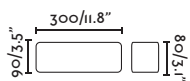
Bracket

IP44  incl.



72272 ● Dark Grey 90,50€

Material	Body Aluminium Diff Opal Glass
Power	6W
Lumen Output	270lm
Light Source	SMD LED 3000K
Class	I
CRI	>80
Voltage (V/Hz)	220V-240V/50-60Hz



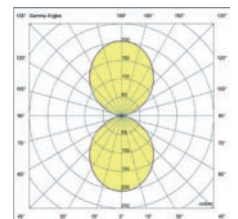
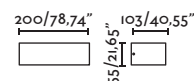
Takua

IP65 IK06  incl.



71277 ● Dark Grey 119,00€
71308 ● Matt White 119,00€
71309 ● Rust Brown 119,00€

Material	Body Aluminium Diff Opal Glass
Power	10W
Lumen Output	450lm
Light Source	SMD LED 3000K
Class	I
CRI	>80
Voltage (V/Hz)	100V-240V/50-60Hz





Takua 71308



Bracket 72272

Quart

IP65  incl.



70579

● Dark Grey 272,60€

Material	Body Aluminium Diff Opal Glass
Power	30W
Lumen Output	1200lm
Light Source	SMD LED 3000K
Class	I
CRI	>80
Voltage (V/Hz)	220V-240V/50Hz

Oval

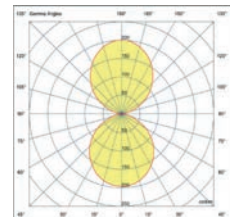
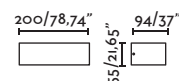
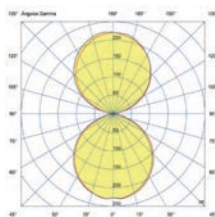
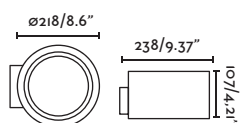
IP65 IK06  incl.



71276

● Dark Grey 110,90€

Material	Body Aluminium Diff Opal Glass
Power	10W
Lumen Output	450lm
Light Source	SMD LED 3000K
Class	I
CRI	>80
Voltage (V/Hz)	100V-240V/50-60Hz



outdoor

Surface



Quart 70579

Doro 220

IP65 IK07 incl.



- 71900 Matt White **106,50€**
- 71901 Dark Grey **106,55€**
- 71902 Rust Brown **106,50€**
- 71899 Teak **149,50€**

Material	Body Aluminium Diff Prism Glass
Power	2x6,5W
Lumen Output	2x500lm
Light Source	SMD LED 3000K
Class	I
CRI	>80
Voltage (V/Hz)	220V-240V/50-60Hz

Doro 380

IP65 IK07 incl.



- 71903 Matt White **152,40€**
- 71904 Dark Grey **152,40€**
- 71905 Rust Brown **152,40€**

Material	Body Aluminium Diff Prism Glass
Power	2x10W
Lumen Output	2x900lm
Light Source	SMD LED 3000K
Class	I
CRI	>80
Voltage (V/Hz)	220V-240V/50-60Hz

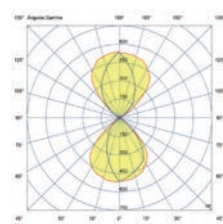
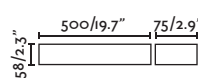
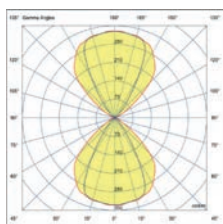
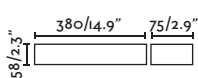
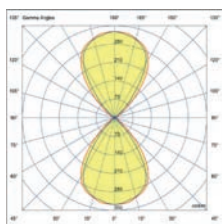
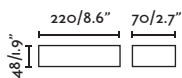
Doro 500

IP65 IK07 incl.



- 71906 Matt White **208,00€**
- 71907 Dark Grey **208,00€**
- 71908 Rust Brown **208,00€**

Material	Body Aluminium Diff Prism Glass
Power	2x14W
Lumen Output	2x1350lm
Light Source	SMD LED 3000K
Class	I
CRI	>80
Voltage (V/Hz)	220V-240V/50-60Hz



outdoor


Surface



Doro 500 71908

Lako

IP65 IK07 incl.



- 71909 ● Matt White 100,70€
- 71910 ● Dark Grey 100,70€
- 71911 ● Rust Brown 100,70€
- 71898 ● Teak 153,80€

Material	Body Aluminium Diff Prism Glass
Power	8W
Lumen Output	600lm
Light Source	SMD LED 3000K
Class	I
CRI	>80
Voltage (V/Hz)	220V-240V/50-60Hz
Beam angle	90°

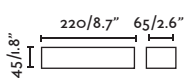
Toluca

IP65 IK08 incl.



- 71052 ● Satin Aluminium 102,70€

Material	Body Aluminium Diff Opal Glass
Power	2x8W
Lumen Output	2x450lm
Light Source	SMD LED 3000K
Class	I
CRI	>80
Voltage (V/Hz)	220V-240V/50-60Hz



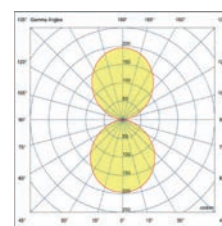
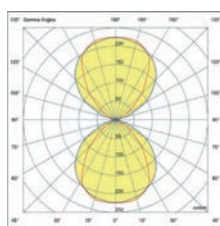
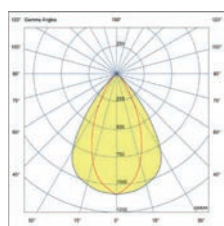
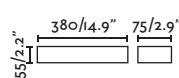
Tacana

IP65 IK08 incl.



- 71049 ● Satin Aluminium 140,40€

Material	Body Aluminium Diff Opal Glass
Power	12W
Lumen Output	2x850lm
Light Source	SMD LED 3000K
Class	I
CRI	>80
Voltage (V/Hz)	100V-240V/50-60Hz





Tond 1L

IP54 IK06 incl.



- 71915 2700K ● Dark Grey 99,90€
- 71916 3000K ● Dark Grey 99,90€

Material	Body Aluminium
	Diff Transparent Glass
Power	6W
Lumen Output	195lm
Light Source	COB LED
Class	I
CRI	>=80
Voltage (V/Hz)	220V-240V/50-60Hz
Beam angle	50°

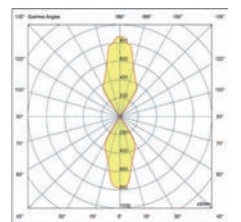
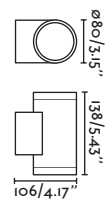
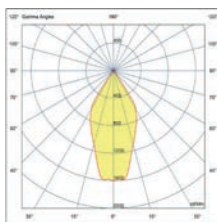
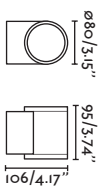
Tond 2L

IP54 IK06 incl.



- 71917 2700K ● Dark Grey 116,80€
- 71918 3000K ● Dark Grey 116,80€

Material	Body Aluminium
	Diff Transparent Glass
Power	2x6W
Lumen Output	2x271lm
Light Source	COB LED
Class	I
CRI	>=80
Voltage (V/Hz)	220V-240V/50-60Hz
Beam angle	50°



outdoor



Tond 1L 71915

445

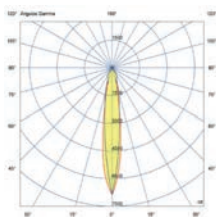
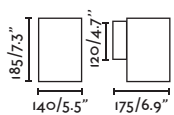
Thon 1L

IP55 IK06 incl.



70283 ● Dark Grey 258,60€

Material	Body Aluminium Diff Opal Glass
Power	15W
Lumen Output	825lm
Light Source	COB LED 3000K
Class	I
CRI	>80
Voltage (V/Hz)	220V-240V/50-60Hz
Beam angle	18°



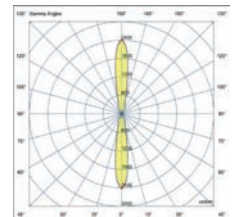
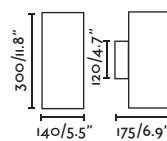
Thon 2L

IP55 IK06 incl.



70284 ● Dark Grey 305,10€

Material	Body Aluminium Diff Opal Glass
Power	2x15W
Lumen Output	2x769lm
Light Source	COB LED 3000K
Class	I
CRI	>80
Voltage (V/Hz)	220V-240V/50-60Hz
Beam angle	18°





outdoor

Surface

Thon 2L 70284

Kaula 100

IP44  incl.

Kaula 180

IP44  incl.



70405

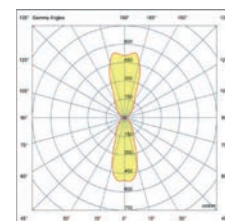
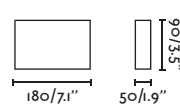

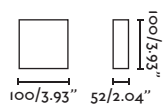
● Satin Stainless 110,50€

70406

● Satin Stainless 124,10€

Material	Body Stainless steel 316L
	Diff Opal PMMA
Power	2x4,5W
Lumen Output	2x400lm
Light Source	SMD LED 3000K
Class	I
CRI	>80
Voltage (V/Hz)	220V-240V/50-60Hz

Material	Body Stainless steel 316L
	Diff Opal PMMA
Power	2x8W
Lumen Output	2x325lm
Light Source	SMD LED 3000K
Class	I
CRI	>80
Voltage (V/Hz)	220V-240V/50-60Hz





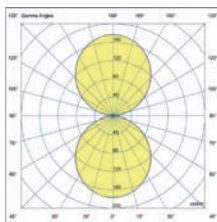
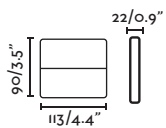
Aday 113

IP54 IK10 incl.



- 70644 Matt White 92,80€
- 70645 Dark Grey 92,80€

Material	Body Aluminium Diff Opal Glass
Power	2x3W
Lumen Output	2x225lm
Light Source	SMD LED 3000K
Class	I
CRI	>80
Voltage (V/Hz)	220V-240V/50-60Hz



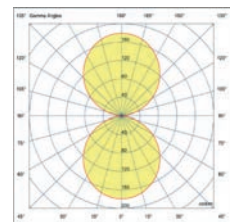
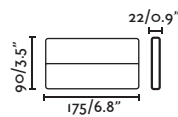
Aday 175

IP54 IK10 incl.



- 70646 Matt White 122,70€
- 70647 Dark Grey 122,70€

Material	Body Aluminium Diff Opal Glass
Power	2x6,5W
Lumen Output	2x393lm
Light Source	SMD LED 3000K
Class	I
CRI	>80
Voltage (V/Hz)	220V-240V/50-60Hz



outdoor

Surface



West 1

IP54 IK06



70888

● Dark Grey 82,80€

Material	Body Aluminium
	Diff Opal Glass
Light Source	1 E27 max. 15W
Bulb incl.	No
Recom. Bulb	17437
Class	I

West 2

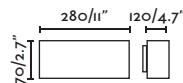
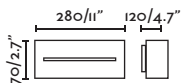
IP54 IK06



70899

● Dark Grey 78,50€

Material	Body Aluminium
	Diff Opal Glass
Light Source	1 E27 max. 15W
Bulb incl.	No
Recom. Bulb	17437
Class	I



outdoor



West 1 70888

Lace

IP54 IK06 incl.



70811 ● Dark Grey 118,30€

Bruc

IP54 IK10 incl.



70828 ● Dark Grey 163,80€

Ling

IP54 IK06 incl.



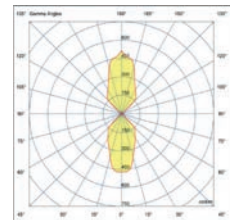
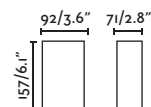
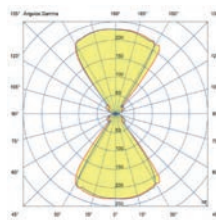
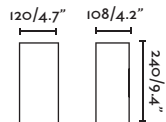
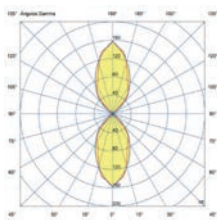
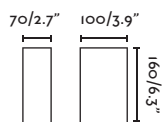
70812 ● Dark Grey 118,30€

70813 ● Matt White 118,30€

Material	Body Aluminium Diff Transparent Glass
Power	2x3W
Lumen Output	2x158lm
Light Source	COB LED 4000K
Class	I
CRI	>80
Voltage (V/Hz)	100V-240V/50-60Hz
Beam angle	110°

Material	Body Aluminium Diff Opal Glass
Power	13W
Lumen Output	830lm
Light Source	SMD LED 3000K
Class	I
CRI	>80
Voltage (V/Hz)	100V-240V/50-60Hz

Material	Body Aluminium Diff Transparent Glass
Power	2x3W
Lumen Output	2x3150lm
Light Source	COB LED 4000K
Class	I
CRI	>80
Voltage (V/Hz)	100V-240V/50-60Hz
Beam angle	110°



outdoor

Surface



Lace 70811

455

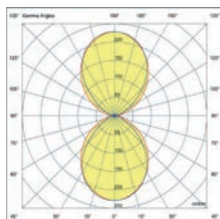
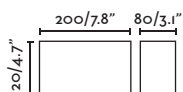
Tane

IP44  incl.



72269 ● Dark Grey 83,90€

Material	Body Aluminium Diff Opal Glass
Power	2x3,5W
Lumen Output	2x140lm
Light Source	SMD LED 3000K
Class	I
CRI	>80
Voltage (V/Hz)	100V-240V/50-60Hz
Beam angle	100°



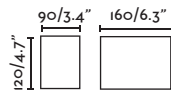
Lacre

IP54 IK06



70802 ● Dark Grey 74,20€

Material	Body Aluminium Diff Transparent Glass
Light Source	1 E27 max. 15W
Bulb incl.	No
Recom. Bulb	17463
Class	I



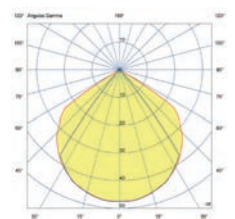
Canon

IP44  incl.



70566N ● Dark Grey 76,60€
70567N ● Matt White 79,40€

Material	Body Aluminium Diff Transparent Glass
Power	4W
Lumen Output	130lm
Light Source	SMD LED 3000K
Class	I
CRI	>80
Voltage (V/Hz)	100V-240V/50-60Hz
Beam angle	120°



outdoor

Surface



Lacre 70802

Log

IP54 IK06 incl.



70264 ● Dark Grey 116,80€

Material	Body Aluminium Diff Opal PC
Power	9W
Lumen Output	600lm
Light Source	SMD LED 3000K
Class	I
CRI	>80
Voltage (V/Hz)	220V-240V/50-60Hz

Blind

IP65 IK06 incl.



70267 ● Matt White 126,60€
70268 ● Rust Brown 126,60€
70634 ● Dark Grey 126,60€

Material	Body Aluminium Diff Transparent Glass
Power	2x3W
Lumen Output	2x90lm
Light Source	COB LED 3000K
Class	I
CRI	>80
Voltage (V/Hz)	220V-240V/50-60Hz

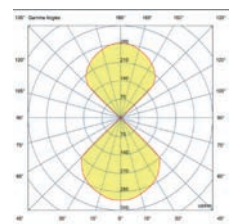
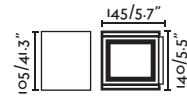
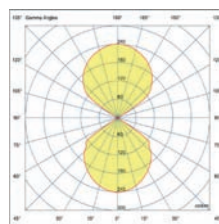
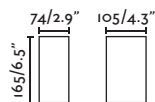
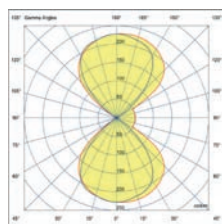
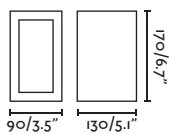
Olan

IP65 IK06 incl.




70269 ● Matt White 122,30€
70270 ● Rust Brown 122,30€
70637 ● Dark Grey 122,30€

Material	Body Aluminium Diff Transparent Glass
Power	2x3W
Lumen Output	2x100lm
Light Source	COB LED 3000K
Class	I
CRI	>80
Voltage (V/Hz)	220V-240V/50-60Hz



outdoor

Surface



Log 70264



Olan 70637



All these products have flaps on both sides and can be adjusted independently by changing the angle.

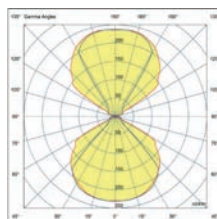
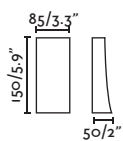
Nairobi

IP54 IK06 incl.



70832 ● Rust Brown 107,40€

Material	Body Aluminium Diff Transparent Glass
Power	6W
Lumen Output	380lm
Light Source	COB LED 3000K
Class	I
CRI	>80
Voltage (V/Hz)	100V-240V/50-60Hz



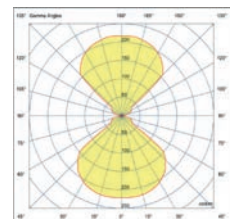
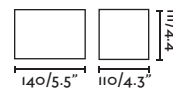
Sunset

IP54 incl.



70686 ● Matt White 99,90€
70687 ● Dark Grey 99,90€

Material	Body Aluminium Diff Opal Glass
Power	2x3W
Lumen Output	2x130lm
Light Source	SMD LED 3000K
Class	I
CRI	>80
Voltage (V/Hz)	220V-240V/50-60Hz



outdoor

Surface



Sunset 70686



Nairobi 70832



Flaps on both sides and can be adjusted independently by changing the angle.

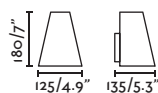
Tinia

IP44



71353 ● Dark Grey 53,40€

Material	Body Aluminium
	Diff Opal PC
Light Source	1 E27 max. 15W
Bulb incl.	No
Recom. Bulb	17463
Class	I



Gina

IP44



71363 ● Dark Grey 48,00€

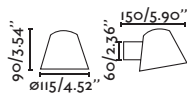
71366 ● Matt White 48,00€

71367 ● Matt Black 48,00€

Material	Body Aluminium
	Diff Transparent Glass
Light Source	1 GU10 max. 8W
Bulb incl.	No
Recom. Bulb	97685327
Class	I



Beacon
178





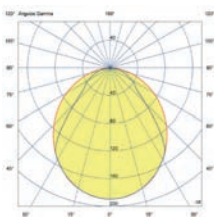
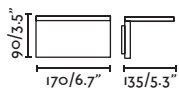
Ele

IP54
incl.



74419 ● Dark Grey 134,10€

Material	Body Aluminium Diff Opal PC
Power	6W
Lumen Output	450lm
Light Source	SMD LED 3000K
Class	I
CRI	>80
Voltage (V/Hz)	220V-240V/50-60Hz
Beam angle	95°



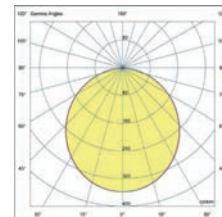
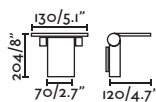
Wood

IP54
incl. 90° 90°




74455 ● Dark Grey + Wood 142,60€

Material	Body Aluminium Diff Opal PC
Power	11W
Lumen Output	600lm
Light Source	SMD LED 3000K
Class	I
CRI	>80
Voltage (V/Hz)	100V-240V/50-60Hz
Beam angle	95°



outdoor

Surface

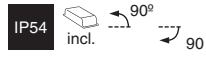


Ele 74419



Wood 74455

Taima



71388

● Dark Grey 81,30€

Material	Body Aluminium Diff Transparent Glass
Power	6W
Lumen Output	310lm
Light Source	COB LED 3000K
Class	I
CRI	>80
Voltage (V/Hz)	220V-240V/50-60Hz
Beam angle	180°

Proa Àlex & Manel Llusçà

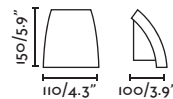
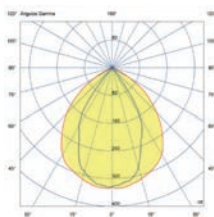
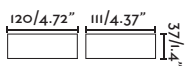
IP44



74400

● Dark Grey 52,30€

Material	Body Aluminium Diff Transparent Glass
Light Source	1 GU10 max. 8W
Bulb incl.	No
Recom. Bulb	97685327
Class	I





Proa 74400



Taima 71388

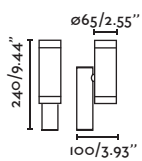
Steps 2L
Estudi Ribaudí

IP44 IK06



- 75500 ● Matt White **62,10€**
- 75501 ● Dark Grey **62,10€**

Material	Body Aluminium Diff Transparent Glass
Light Source	2 GU10 max. 8W
Bulb incl.	No
Recom. Bulb	97685327
Class	I



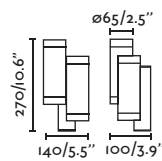
Steps 4L
Estudi Ribaudí

IP44



- 75502 ● Matt White **98,90€**
- 75503 ● Dark Grey **98,90€**

Material	Body Aluminium Diff Transparent Glass
Light Source	4 GU10 max. 8W
Bulb incl.	No
Recom. Bulb	97685327
Class	I



Steps

Design Estudi Ribaudí



Steps 2L 75500



Klamp 1L
Àlex & Manel Llusçà

IP44



74407 ● Dark Grey 58,20€

Material	Body Aluminium Diff Transparent Glass
Light Source	1 GU10 max. 8W
Bulb incl.	No
Recom. Bulb	97685327
Class	I

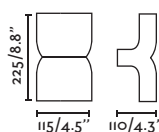
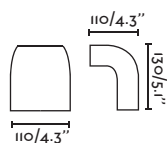
Klamp 2L
Àlex & Manel Llusçà

IP44



74408 ● Dark Grey 71,40€

Material	Body Aluminium Diff Transparent Glass
Light Source	2 GU10 max. 8W
Bulb incl.	No
Recom. Bulb	97685327
Class	I



outdoor

Surface

Klamp

Design Àlex & Manel Llusçà

Modern and robust line design. Made of injected aluminium and polycarbonate diffuser



Klamp 1L 74407



Klamp 2L 74408

Pill

IP54 IK06 incl.



- 70824 ● Matt White 78,80€
- 70825 ● Dark Grey 78,80€
- 70826 ● Rust Brown 78,80€

Material	Body Aluminium Diff Opal Glass
Power	3,5W
Lumen Output	110lm
Light Source	COB LED 3000K
Class	I
CRI	>80
Voltage (V/Hz)	100V-240V/50-60Hz

Drak

IP44 IK08 incl. SEA SIDE SUITABLE



- 72330 ● Brass 85,70€

Material	Body Aluminium Diff Transparent PMMA
Power	4,5W
Lumen Output	160lm
Light Source	SMD LED 3000K
Class	I
CRI	>80
Voltage (V/Hz)	100V-240V/50-60Hz

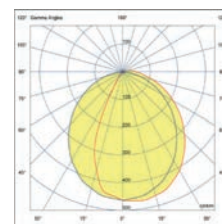
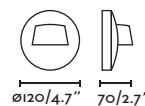
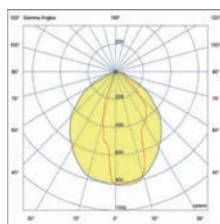
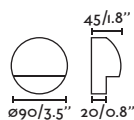
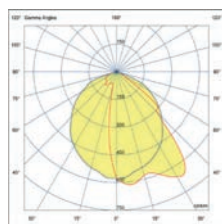
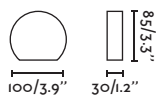
Brow

IP44 incl.



- 70408 ● Matt White 39,20€
- 70409 ● Dark Grey 39,20€

Material	Body PC Diff Opal PMMA
Power	3W
Lumen Output	100lm
Light Source	COB LED 3000K
Class	II
CRI	>80
Voltage (V/Hz)	220V-240V/50Hz



outdoor

Surface



Brow 70409

473

Loth 1L

IP67 IK10 incl.



70285 ● Matt Black 113,90€

Material	Body Aluminium Diff Opal PC
Power	6W
Lumen Output	210lm
Light Source	COB LED 3000K
Class	I
CRI	>80
Voltage (V/Hz)	220V-240V/50-60Hz
Resistance (Kg)	2000Kg

Loth 2L

IP67 IK10 incl.



70286 ● Matt Black 124,90€

Material	Body Aluminium Diff Opal PC
Power	11,5W
Lumen Output	406lm
Light Source	COB LED 3000K
Class	I
CRI	>80
Voltage (V/Hz)	220V-240V/50-60Hz
Resistance (Kg)	2000Kg

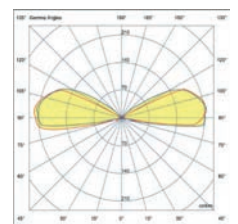
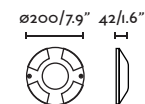
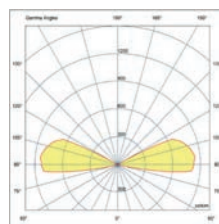
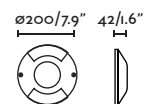
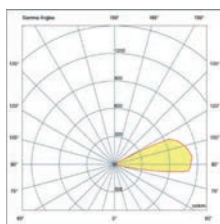
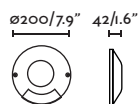
Loth 4L

IP67 IK10 incl.



70287 ● Matt Black 140,60€

Material	Body Aluminium Diff Opal PC
Power	13,5W
Lumen Output	472lm
Light Source	COB LED 3000K
Class	I
CRI	>80
Voltage (V/Hz)	220V-240V/50-60Hz
Resistance (Kg)	2000Kg





Loth 1L 70285



Loth 2L 70286

Keenan 1

IP67

IK08



SEA SIDE
SUITABLE



70546

● Matt Nickel 40,50€

Material	Body Aluminium Diff Transparent PC
Power	0,5W
Lumen Output	20lm
Light Source	SMD LED 6500K
Class	III
CRI	>80
Voltage (V/Hz)	12V DC
Recom. Driver	98111020

Keenan 2

IP67

IK08



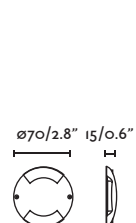
SEA SIDE
SUITABLE



70547

● Matt Nickel 40,50€

Material	Body Aluminium Diff Transparent PC
Power	0,8W
Lumen Output	40lm
Light Source	SMD LED 6500K
Class	III
CRI	>80
Voltage (V/Hz)	12V DC
Recom. Driver	98111020



Keenan 4

IP67

IK08



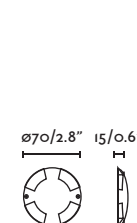
SEA SIDE
SUITABLE



70564

● Matt Nickel 40,50€

Material	Body Aluminium Diff Transparent PC
Power	1W
Lumen Output	80lm
Light Source	SMD LED 6500K
Class	III
CRI	>80
Voltage (V/Hz)	12V DC
Recom. Driver	98111020





Keenan 1 70546



Keenan 4 70564

Grant SQ

IP65

IK10



SEA SIDE
SUITABLE



70655

● Dark Grey 42,50€

Material	Body ABS
	Diff Transparent PC
Power	1W
Lumen Output	65lm
Light Source	SMD LED 3000K
Class	II
CRI	>80
Voltage (V/Hz)	100V-240V/50-60Hz
Beam angle	120°

Grant R

IP65

IK10



SEA SIDE
SUITABLE



70656

● Dark Grey 42,50€

Material	Body ABS
	Diff Transparent PC
Power	1W
Lumen Output	65lm
Light Source	SMD LED 3000K
Class	II
CRI	>80
Voltage (V/Hz)	100V-240V/50-60Hz
Beam angle	120°

Path

IP44

IK06



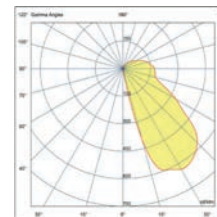
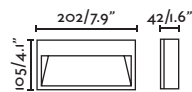
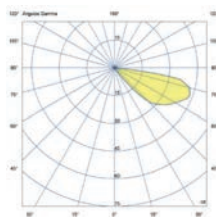
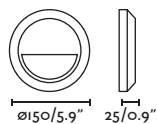
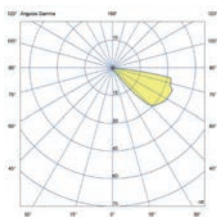
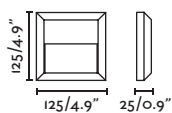
70501

● Matt White 105,50€

70508

● Dark Grey 105,50€

Material	Body Aluminium
	Diff Transparent PC
Power	9W
Lumen Output	390lm
Light Source	SMD LED 3000K
Class	I
CRI	>80
Voltage (V/Hz)	100V-240V/50-60Hz





Tom 190 70665



Grant R 70656

Grada 157

IP54 IK10 incl.



70906 ● Dark Grey **86,70€**
70907 ● Rust Brown **88,30€**

Material	Body Aluminium Diff Opal Glass
Power	3W
Lumen Output	86lm
Light Source	SMD LED 3000K
Class	I
CRI	>80
Voltage (V/Hz)	220V-240V/50-60Hz

Grada 250

IP54 IK10 incl.



70908 ● Dark Grey **111,90€**
70909 ● Rust Brown **114,20€**

Material	Body Aluminium Diff Opal Glass
Power	6W
Lumen Output	208lm
Light Source	SMD LED 3000K
Class	I
CRI	>80
Voltage (V/Hz)	220V-240V/50-60Hz

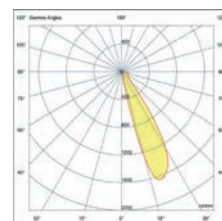
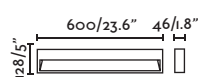
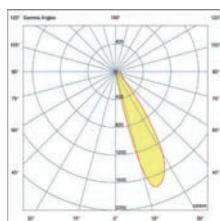
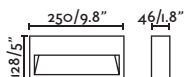
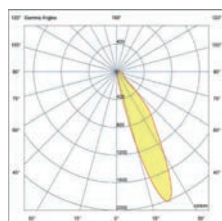
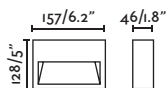
Grada 600

IP54 IK10 incl.



70910 ● Dark Grey **186,30€**

Material	Body Aluminium Diff Opal Glass
Power	12W
Lumen Output	443lm
Light Source	SMD LED 3000K
Class	I
CRI	>80
Voltage (V/Hz)	220V-240V/50-60Hz





Must 96

IP65 IK10 incl. SEA SIDE SUITABLE



70657 ● Dark Grey 41,90€

Material	Body ABS
	Diff Transparent PC
Power	2W
Lumen Output	80lm
Light Source	SMD LED 3000K
Class	II
CRI	>80
Voltage (V/Hz)	220V-240V/50-60Hz

Must 158

IP65 IK10 incl. SEA SIDE SUITABLE



70658 ● Dark Grey 47,60€

Material	Body ABS
	Diff Transparent PC
Power	3W
Lumen Output	220lm
Light Source	SMD LED 3000K
Class	II
CRI	>80
Voltage (V/Hz)	220V-240V/50-60Hz

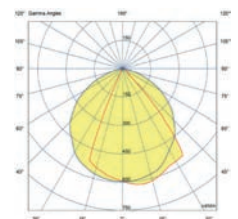
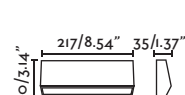
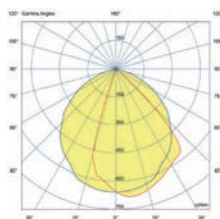
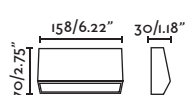
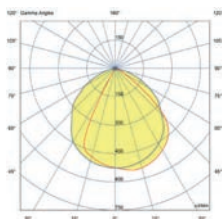
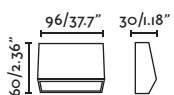
Must 217

IP65 IK10 incl. SEA SIDE SUITABLE



70659 ● Dark Grey 50,20€

Material	Body ABS
	Diff Transparent PC
Power	4W
Lumen Output	240lm
Light Source	SMD LED 3000K
Class	II
CRI	>80
Voltage (V/Hz)	220V-240V/50-60Hz



outdoor

Surface



Must 158 70658




RECESSED

Falls is a floor recessed luminaire in linear format that stands out for its exceptional robustness. Available in two versions, it offers versatile lighting for different design needs.



The Falls luminaire has an orientation system that uses a goniometer, allowing precise adjustments in the direction of the light. This mechanism provides the flexibility to adapt the lighting precisely to the preferences and needs of the environment.



Falls 290 Orientable 71731

This version has a swiveling optic, ideal for accent lighting or as a light washer, allowing to highlight specific elements of the environment with precision.

outdoor

Recessed

Equipped with opal optics, provides soft and uniform general lighting, creating cozy and elegant environments.

Falls 290 71734

Falls 290

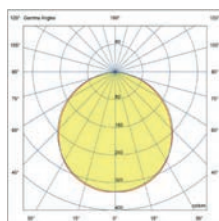

IP67 IK09 no incl. incl. 



- 71734 2700K ● Satin Stainless **210,60€**
- 71735 3000K ● Satin Stainless **210,60€**

Material	Body Stainless steel 316L
	Diff Opal Glass
Power	6W
Lumen Output	190lm
Light Source	SMD LED
Class	III
CRI	>=90
Voltage (V/Hz)	24V DC
Cut out	310x52
Recom. Driver	98324020U
Resistance (Kg)	1000Kg

*Drivers info pag. 554



Falls 500

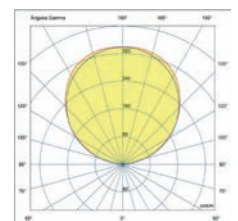
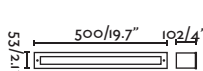
IP67 IK09 no incl. incl. 



- 71736 2700K ● Satin Stainless **342,10€**
- 71737 3000K ● Satin Stainless **342,10€**

Material	Body Stainless steel 316L
	Diff Opal Glass
Power	12W
Lumen Output	291lm
Light Source	SMD LED
Class	III
CRI	>=90
Voltage (V/Hz)	24V DC
Cut out	520x53
Recom. Driver	98324020U
Resistance (Kg)	1000Kg

*Drivers info pag. 554



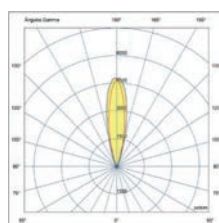
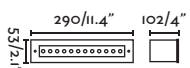
Falls 290 Orientable



- 71730 25° ● Satin Stainless 279,60€
- 71731 30x60° ● Satin Stainless 279,60€

Material	Body Stainless steel 316L
	Diff Transparent Glass
Power	8W
Lumen Output	672lm
Light Source	SMD LED 3000K
Class	III
CRI	>=90
Voltage (V/Hz)	24V DC
Cut out	310x52
Recom. Driver	98324020U
Resistance (Kg)	1000Kg

*Drivers info pag. 554



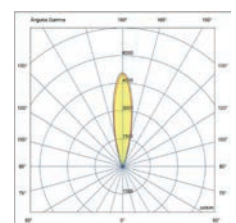
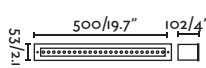
Falls 500 Orientable



- 71732 25° ● Satin Stainless 425,80€
- 71733 30x60° ● Satin Stainless 425,80€

Material	Body Stainless steel 316L
	Diff Transparent Glass
Power	16W
Lumen Output	1367lm
Light Source	SMD LED 3000K
Class	III
CRI	>=90
Voltage (V/Hz)	24V DC
Cut out	520x53
Recom. Driver	98324020U
Resistance (Kg)	1000Kg

*Drivers info pag. 554





Tras is a family of floor recessed luminaires with intensive optics, available in three sizes. Its black interior finishes, combined with a full glass enclosure, give the family a distinctive elegance.



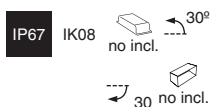
Tras 25L 71716



Tras 2L Orientable 71701

The smaller version of Tras offers the possibility of orientation up to 30 degrees without the need for tools. This is achieved by means of a rotary knob that, together with the degree screen printing on the optics, allows precise and easy orientation.

Tras 2L Orientable



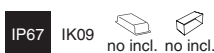
71701 ● Matt Black 130,00€

Material	Body Aluminium
	Diff Transparent Glass
Power	4W
Lumen Output	462lm
Light Source	SMD LED 3000K
Class	III
CRI	>=90
Voltage (V/Hz)	24V DC
Beam angle	13°
Cut out	ø82
Recom. Driver	98324020U

*Drivers info pag. 554

Recessed box	
71703	34,00€
Material	Body ABS
Cut out	175x195

Tras 4L



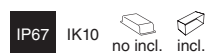
71702 ● Matt Black 122,00€

Material	Body Aluminium
	Diff Transparent Glass
Power	8W
Lumen Output	924lm
Light Source	SMD LED 3000K
Class	III
CRI	>=90
Voltage (V/Hz)	24V DC
Beam angle	13°
Cut out	ø82
Recom. Driver	98324015U

*Drivers info pag. 554

Recessed box	
71703	34,00€
Material	Body ABS
Cut out	175x195

Tras 25L

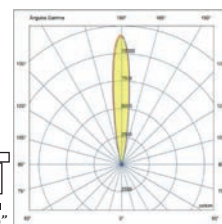
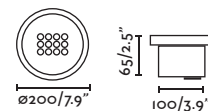
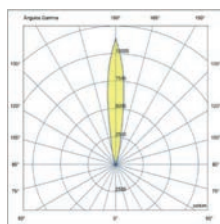
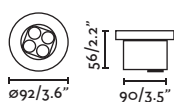
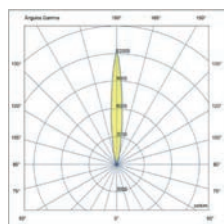
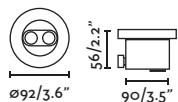


71716 13° ● Matt Black 339,20€

71717 40° ● Matt Black 332,50€

Material	Body Aluminium+ABS
	Diff Transparent Glass
Power	25W
Lumen Output	2580lm
Light Source	SMD LED 3000K
Class	III
CRI	>=90
Voltage (V/Hz)	24V DC
Cut out	250x235
Recom. Driver	98324030

*Drivers info pag. 554



outdoor

Recessed



Geiser is FARO's most complete family of outdoor recessed lights. It includes versions with integrated LED and models compatible with GU10 lamps.

The family is available in 4 sizes, each with a recessed optical block that, combined with the honeycomb, provides exceptional glare control.



Geiser 180
70309

outdoor

Recessed



Geiser 130 wallwasher 70311

Geiser 130
70303



Geiser 130 wallwasher

IP67 IK08 incl. SEA SIDE SUITABLE incl. 

NEW



70311 NEW ● Satin Stainless 159,80€

Material	Body Stainless steel 316L+Aluminium
Power	7,5W
Lumen Output	283lm
Light Source	COB LED 3000K
Class	II
CRI	>80
Voltage (V/Hz)	220V-240V/50-60Hz
Cut out	ø125
Resistance (Kg)	1000Kg

Geiser 180 wallwasher

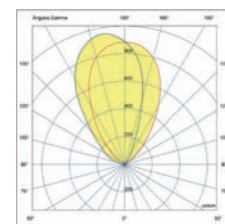
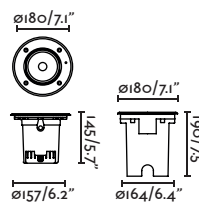
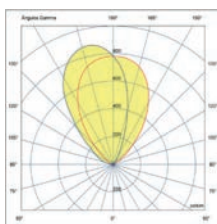
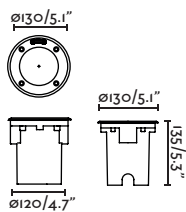
IP67 IK08 incl. SEA SIDE SUITABLE incl. 

NEW



70312 NEW ● Satin Stainless 229,50€

Material	Body Stainless steel 316L+Aluminium
Power	12,5W
Lumen Output	464lm
Light Source	COB LED 3000K
Class	II
CRI	>80
Voltage (V/Hz)	220V-240V/50-60Hz
Cut out	ø170
Resistance (Kg)	1000Kg



The Geiser wallwasher optic is ideal for applications where uniform illumination of vertical planes is sought, reducing light emission in other directions. This technical detail ensures that Perfect choice for evenly illuminating walls.



Geiser 130 ceiling

IP67 IK08 incl. SEA SIDE SUITABLE no incl.



70305

● Satin Stainless 174,20€

Material	Body Stainless steel 316L+Aluminium
	Diff Transparent Glass
Power	6,5W
Lumen Output	400lm
Light Source	COB LED 3000K
Class	I
CRI	>80
Voltage (V/Hz)	100V-240V/50-60Hz
Beam angle	38°
Cut out	ø116

Geiser 130 GU10 Ceiling

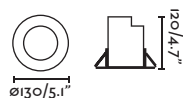
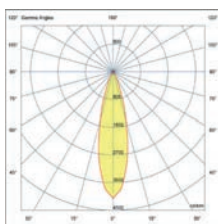
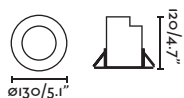
IP67 IK08 SEA SIDE SUITABLE 40° no incl.



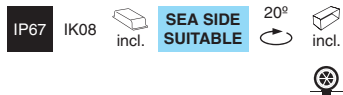
70304

● Satin Stainless 124,90€

Material	Body Stainless steel 316L+Aluminium
	Diff Transparent Glass
Light Source	1 GU10 max. 8W
Bulb incl.	No
Recom. Bulb	17324
Class	I
Cut out	ø116



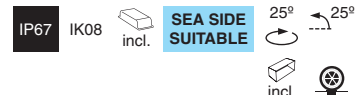
Geiser 130



- 70302 10° ●● Satin Stainless + Matt Black **176,30€**
- 70303 38° ●● Satin Stainless + Matt Black **176,30€**

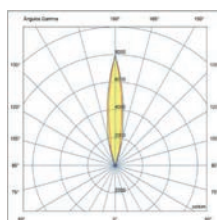
Material	Body Stainless steel 316L+Aluminium
	Diff Transparent Glass
Power	6,5W
Lumen Output	400lm
Light Source	COB LED 3000K
Class	I
CRI	>80
Voltage (V/Hz)	220V-240V/50-60Hz
Cut out	ø90
Resistance (Kg)	2000Kg

Geiser 180

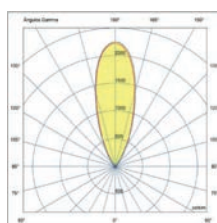


- 70308 10° ● Satin Stainless **257,60€**
- 70309 38° ● Satin Stainless **257,60€**

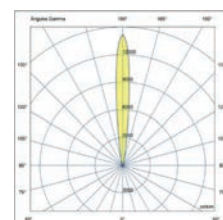
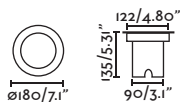
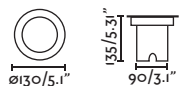
Material	Body Stainless steel 316L+Aluminium
	Diff Transparent Glass
Power	12,5W
Lumen Output	1400lm
Light Source	COB LED 3000K
Class	I
CRI	>80
Voltage (V/Hz)	100V-240V/50-60Hz
Cut out	ø165
Resistance (Kg)	2000Kg



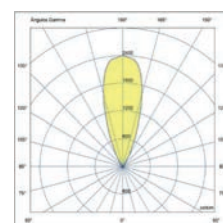
10°



38°



10°

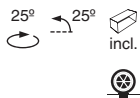


38°

Geiser 130 GU10

IP67 IK08

SEA SIDE
SUITABLE



70310

● Satin Stainless **124,90€**

Material	Body Stainless steel 316L+Aluminium
	Diff Transparent Glass
Light Source	1 GU10 max. 8W
Bulb incl.	No
Recom. Bulb	97685327
Class	I
Cut out	ø120
Resistance (Kg)	2000Kg

Geiser 260

IP67 IK08

SEA SIDE
SUITABLE



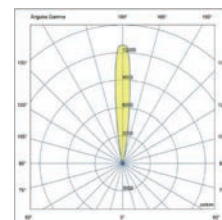
70306 10°

●● Satin Stainless + Matt Black **461,00€**

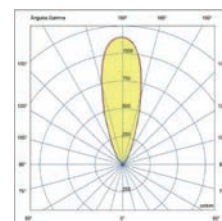
70307 38°

●● Satin Stainless + Matt Black **461,00€**

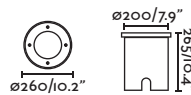
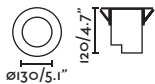
Material	Body Stainless steel 316L+Aluminium
	Diff Transparent Glass
Power	29W
Lumen Output	2900lm
Light Source	COB LED 3000K
Class	I
CRI	>80
Voltage (V/Hz)	100V-240V/50-60Hz
Cut out	ø200
Resistance (Kg)	2000Kg



10°



38°




Geiser's orientation system is not only accurate, but also allows the orientation to be adjusted once the product is already installed, providing the flexibility to verify and adjust the desired effect during orientation, ensuring an optimal result tailored to specific needs.

Grund

Grund stands out as an elegant and robust option, especially designed for applications where product integration with the architecture is key.

The built-in bee panel provides exceptional glare control, enhancing the visual experience.



Grund 80 70731

outdoor

Recessed




Grund 92
70732

Grund 80
70731



Grund 37

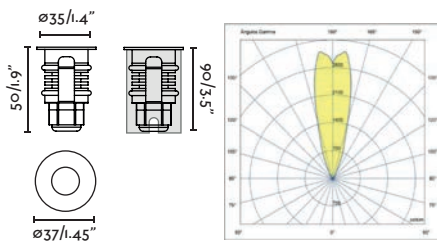
IP67 IK08 no incl. SEA SIDE SUITABLE
incl.



70726 ● Satin Stainless 78,70€
70730 ● Anodized Black 78,70€

Material	Body Stainless steel 316L+Aluminium Diff Transparent Glass
Power	2W
Lumen Output	152lm
Light Source	SMD LED 3000K
Class	III
CRI	>90
Beam angle	15°
Cut out	ø32
Recom. Driver	98310206E
Resistance (Kg)	1000Kg

*Drivers info pag. 554



Grund 80

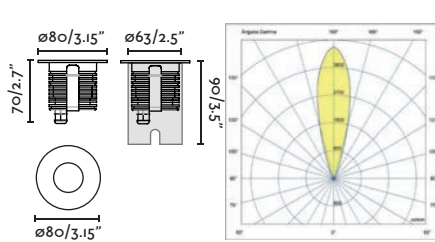
IP67 IK08 no incl. SEA SIDE SUITABLE
incl.



70728 ● Satin Stainless 136,20€
70731 ● Anodized Black 136,20€

Material	Body Stainless steel 316L+Aluminium Diff Transparent Glass
Power	7W
Lumen Output	420lm
Light Source	COB LED 3000K
Class	III
CRI	>90
Beam angle	36°
Cut out	ø60
Recom. Driver	98310620
Resistance (Kg)	1000Kg

*Drivers info pag. 554



Grund 92

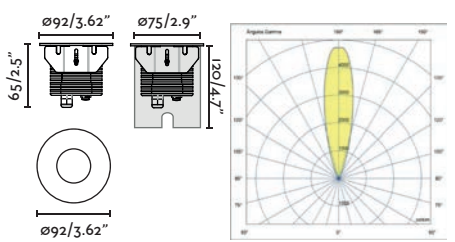
IP67 IK08 no incl. SEA SIDE SUITABLE
incl.



70729 ● Satin Stainless 166,00€
70732 ● Anodized Black 166,00€

Material	Body Stainless steel 316L+Aluminium Diff Transparent Glass
Power	13W
Lumen Output	846lm
Light Source	COB LED 3000K
Class	III
CRI	>90
Beam angle	36°
Cut out	ø68
Recom. Driver	98310620
Resistance (Kg)	1000Kg

*Drivers info pag. 554



outdoor

Recessed



Grund 80 70731

505

Grund 37

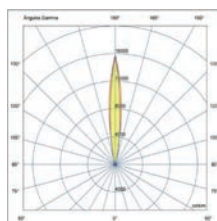
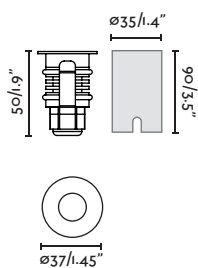
IP67 IK08 no incl. SEA SIDE SUITABLE incl.



- 70733 ● Satin Aluminium **78,70€**
- 70735 ● Anodized Black **78,70€**

Material	Body Stainless steel 316L+Aluminium
	Diff Transparent Glass
Power	2W
Light Source	SMD LED 2700K
Class	III
CRI	>90
Beam angle	15°
Cut out	ø32
Recom. Driver	98310206E
Resistance (Kg)	1000Kg

*Drivers info pag. 554



Grund 80

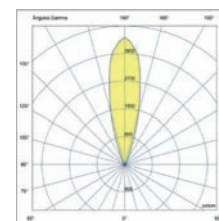
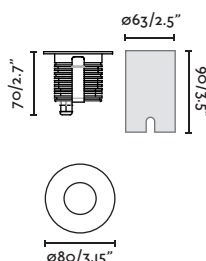
IP67 IK08 no incl. SEA SIDE SUITABLE incl.



- 70734 ● Satin Aluminium **136,20€**
- 70736 ● Anodized Black **136,20€**

Material	Body Stainless steel 316L+Aluminium
	Diff Transparent Glass
Power	7W
Light Source	COB LED 2700K
Class	III
CRI	>90
Beam angle	36°
Cut out	ø60
Recom. Driver	98310620
Resistance (Kg)	1000Kg

*Drivers info pag. 554



outdoor

Recessed



Kane 1

IP67 IK08 no incl. SEA SIDE SUITABLE
incl.



- 70660 3000K ● Satin Stainless 36,90€
- 70660W 2700K ● Satin Stainless 36,90€

Material	Body Stainless steel 316L Diff Opal Glass
Power	3W
Lumen Output	120lm
Light Source	COB LED
Class	III
CRI	>80
Voltage (V/Hz)	24V DC/50-60Hz
Beam angle	120°
Cut out	ø40
Recom. Driver	98324006
Resistance (Kg)	1000Kg

*Drivers info pag. 554

Kane 2

IP67 IK08 no incl. SEA SIDE SUITABLE
incl.



- 70661 3000K ● Satin Stainless 38,20€
- 70661W 2700K ● Satin Stainless 38,20€

Material	Body Stainless steel 316L Diff Opal Glass
Power	3W
Lumen Output	120lm
Light Source	COB LED
Class	III
CRI	>80
Voltage (V/Hz)	24V DC/50-60Hz
Beam angle	120°
Cut out	ø40
Recom. Driver	98324006
Resistance (Kg)	1000Kg

*Drivers info pag. 554

Kane 3

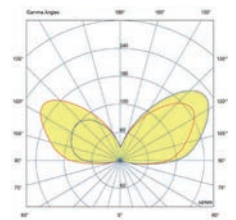
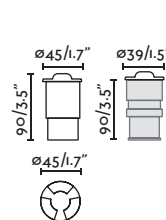
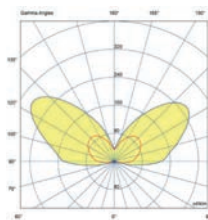
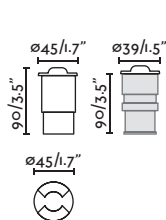
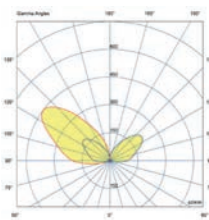
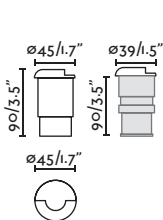
IP67 IK08 no incl. SEA SIDE SUITABLE
incl.



- 70662 3000K ● Satin Stainless 39,90€
- 70662W 2700K ● Satin Stainless 39,90€

Material	Body Stainless steel 316L Diff Opal Glass
Power	3W
Lumen Output	120lm
Light Source	COB LED
Class	III
CRI	>80
Voltage (V/Hz)	24V DC/50-60Hz
Beam angle	120°
Cut out	ø40
Recom. Driver	98324006
Resistance (Kg)	1000Kg

*Drivers info pag. 554



outdoor

Recessed

Kane

Kane is a family of recessed signage that stands out for its reduced dimensions, durability and robustness. With three versions of light output, it is an elegant and comfortable solution for delimiting or signaling transit areas.



Crosby

IP67 IK08 incl. SEA SIDE SUITABLE incl.



70459N ● Satin Stainless 113,00€

Material	Body Stainless steel 316L+Aluminium Diff Opal Glass
Power	1W
Lumen Output	13lm
Light Source	SMD LED 3000K
Class	I
CRI	>80
Voltage (V/Hz)	120V-240V/50-60Hz
Beam angle	120°
Cut out	ø80

Crosby 24V

IP67 IK08 no incl. SEA SIDE SUITABLE incl.



70453 ● Satin Stainless 115,60€

Material	Body Stainless steel 316L+Aluminium Diff Opal Glass
Power	0,7W
Lumen Output	77lm
Light Source	SMD LED 3000K
Class	III
CRI	>80
Voltage (V/Hz)	24V DC/50-60Hz
Beam angle	120°
Cut out	ø80
Recom. Driver	98324006

*Drivers info pag. 554

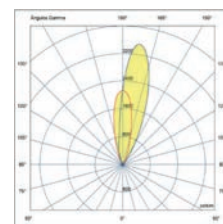
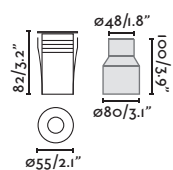
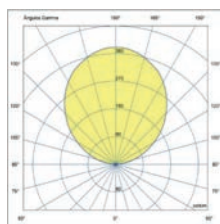
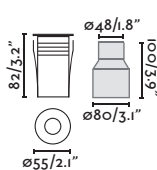
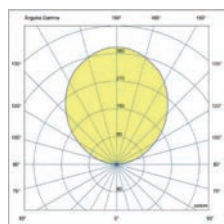
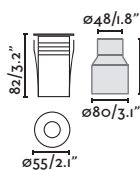
Curtis

IP67 IK08 incl. SEA SIDE SUITABLE incl.



70462N ● Satin Stainless 121,40€

Material	Body Aluminium Diff Transparent Glass
Power	2W
Lumen Output	180lm
Light Source	COB LED 3000K
Class	I
CRI	>80
Voltage (V/Hz)	100V-240V/50-60Hz
Cut out	ø80



Crosby



Crosby 70459N

This luminaire not only provides efficient signaling, but also stands out for its unobtrusive format. Acting as a signaling luminaire in its own right, it offers a comprehensive solution for signaling needs in a variety of environments. In addition, a low-voltage version is available, perfect for wet applications where a safe power supply is required.



Curtis 70462N

Curtis follows the same minimalist line as Crosby, but with an asymmetrical optic for illuminating details in a vertical plane or for generating striking effects on walls.

Suria 120

IP67 IK08 incl. SEA SIDE SUITABLE
incl.



70588 24° ● Satin Stainless 112,90€
70592N 60° ● Satin Stainless 112,90€

Material	Body Stainless steel 316L+Aluminium Diff Transparent Glass
Power	3W
Lumen Output	175lm
Light Source	COB LED 3000K
Class	I
CRI	>80
Voltage (V/Hz)	100V-240V/50-60Hz
Cut out	ø100
Resistance (Kg)	1000Kg

Suria 180

IP67 IK08 incl. SEA SIDE SUITABLE
incl.



70589 24° ● Satin Stainless 219,20€
70593N 60° ● Satin Stainless 219,20€

Material	Body Stainless steel 316L+Aluminium Diff Transparent Glass
Power	12W
Lumen Output	1280lm
Light Source	COB LED 3000K
Class	I
CRI	>80
Voltage (V/Hz)	100V-240V/50-60Hz
Cut out	ø165
Resistance (Kg)	1000Kg

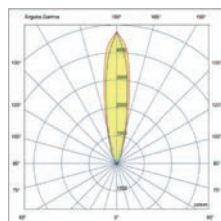
Suria 220

IP67 IK08 incl. SEA SIDE SUITABLE
incl.

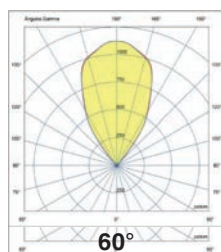


70586 24° ● Satin Stainless 291,90€
70587 60° ● Satin Stainless 291,90€

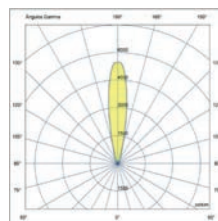
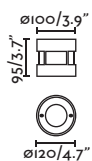
Material	Body Stainless steel 316L+Aluminium Diff Transparent Glass
Power	24W
Lumen Output	2200lm
Light Source	COB LED 3000K
Class	I
CRI	>80
Voltage (V/Hz)	100V-240V/50-60Hz
Cut out	ø209
Resistance (Kg)	1000Kg



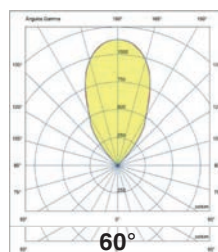
24°



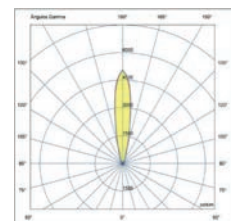
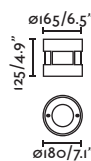
60°



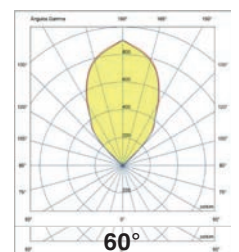
24°



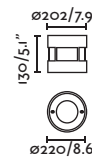
60°



24°



60°



Suria



Suria 120 70588

Suria offers three different sizes of floor recessed luminaires, each with two fixed optics specifically designed to enhance their versatility. Its glass finish and stainless steel ring, complemented by discreet hardware, make Suria exceptionally robust.



Suria 180 70589

Led18 R

IP67

IK08



SEA SIDE
SUITABLE



71498N 3000K ● Satin Stainless 97,80€

Material	Body Stainless steel 316L+Aluminium Diff Opal Glass
Power	3W
Lumen Output	51lm
Light Source	SMD LED
Class	I
CRI	>80
Voltage (V/Hz)	220V-240V/50-60Hz
Cut out	ø90
Resistance (Kg)	1000Kg

Led18 SQ

IP67

IK08



SEA SIDE
SUITABLE



71499N ● Satin Stainless 113,70€

Material	Body Stainless steel 316L+Aluminium Diff Opal Glass
Power	3W
Lumen Output	51.4lm
Light Source	SMD LED 3000K
Class	I
CRI	>80
Voltage (V/Hz)	220V-240V/50-60Hz
Cut out	80x80
Resistance (Kg)	1000Kg

Salt

IP67

IK08

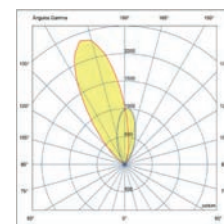
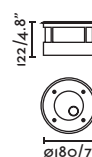
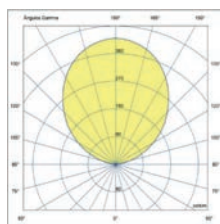
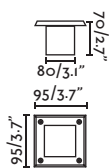
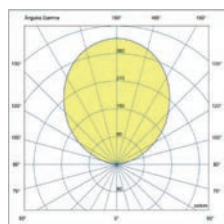


SEA SIDE
SUITABLE



70591 ● Satin Stainless 241,20€

Material	Body Stainless steel 316L+Aluminium Diff Transparent Glass
Power	9W
Lumen Output	700lm
Light Source	COB LED 3000K
Class	I
CRI	>=90
Voltage (V/Hz)	100V-240V/50-60Hz
Beam angle	45°
Cut out	ø170
Resistance (Kg)	2000Kg



Led18 R 71498N

Its stainless steel finish, combined with the opal glass, makes it an ideal solution for wayfinding. With its two available formats, round and square, it adapts harmoniously to the architectural environment.



Salt 70591

Salt is a recessed luminaire with a circular format and asymmetrical design. It stands out for its light control with a fixed orientation that allows the creation of lighting effects on the wall without generating glare.

Salt 70591



Taro

IP67 IK08 incl. SEA SIDE SUITABLE incl.



70449

● Satin Stainless 173,60€

Material	Body Stainless steel 316L+Aluminium Diff Transparent Glass
Power	7W
Lumen Output	280lm
Light Source	COB LED 3000K
Class	I
CRI	>80
Voltage (V/Hz)	100V-240V/50-60Hz
Beam angle	30°
Cut out	ø90
Resistance (Kg)	600Kg

Tecno

IP67 IK08 SEA SIDE SUITABLE incl.



71489N

● Satin Stainless 77,50€

Material	Body Stainless steel 316L+Aluminium Diff Transparent Glass
Light Source	1 GU10 max. 8W
Bulb incl.	No
Recom. Bulb	17324
Class	I
Cut out	ø100
Resistance (Kg)	2000Kg

Lio

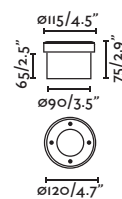
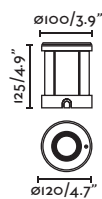
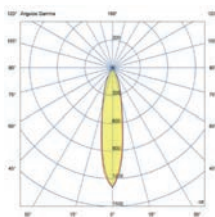
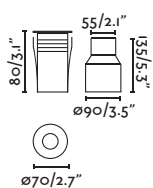
IP67 IK08 SEA SIDE SUITABLE incl.



71495

● Satin Stainless 68,90€

Material	Body Stainless steel Diff Opal Glass
Light Source	1 GX53 max. 6W
Bulb incl.	Yes
Recom. Bulb	17340
Class	I
Cut out	ø90
Resistance (Kg)	2000Kg






Lio 71495

Lio, on the other hand, is the ideal choice for signaling walkways.

Tecno and Lio are the ideal choice for those applications where integrated LEDs are not required and an interchangeable lamp is preferred.



Tecno 71489N

Tecno, with its GU10 option, offers architectural lighting possibilities by allowing optics and color temperatures to be defined with the lamp itself.

Nok 44

IP68 IK06 no incl. incl. SUB

NEW


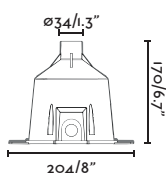
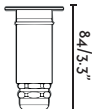


70443

● Satin Stainless 185,60€

Material	Body Stainless steel 316L
	Diff Transparent Glass
Power	3W
Lumen Output	196lm
Light Source	SMD LED 4000K
Class	III
CRI	>80
Voltage (V/Hz)	24V DC
Beam angle	30°
Cut out	ø204
Recom. Driver	98324026

*Drivers info pag. 554



Nok 68

IP68 IK08 no incl. incl. SUB

NEW

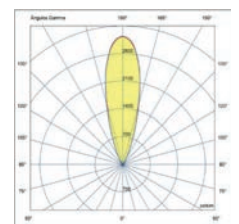
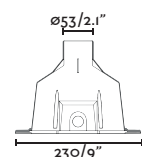
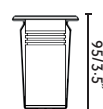


70444

● Satin Stainless 266,80€

Material	Body Stainless steel 316L
	Diff Transparent Glass
Power	5W
Lumen Output	348lm
Light Source	SMD LED 4000K
Class	III
CRI	>80
Voltage (V/Hz)	24V DC
Beam angle	30°
Cut out	ø230
Recom. Driver	98324026

*Drivers info pag. 554



Nok NEW

Its body made of stainless steel and glass offers a 30-degree exit angle, making it an elegant and subtle option for perimeter lighting and stairs in swimming pools.



Stainless steel frame, with glass diffuser & 30° optic



It has a recessed box that provides space to leave a length of cable, allowing maintenance without the need to empty the pool.

Edel


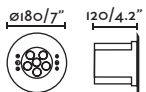
IP68 IK08 no incl. incl. SUB



70455 ● Satin Stainless 389,00€

Material	Body Stainless steel 316L+ABS Diff Opal Glass
Power	18W
Lumen Output	600lm
Light Source	SMD LED 4000K
Class	III
CRI	85
Voltage (V/Hz)	24V DC/50-60Hz
Beam angle	25°
Cut out	ø156
Recom. Driver	98324020U

*Drivers info pag. 554



outdoor

Recessed

Edel

Equipped with a 30-degree optical block, it offers an ideal lighting package for perimeter lighting of pools of all sizes.

Dart

The Dart family stands out for its exceptional versatility by offering both recessed and surface-mounted options.




Dart RCT 70278 + 70281



Dart SQ 70272 + 70274

Available in square and rectangular formats, its design is distinguished by a white or black glass front with no visible hardware, giving it an aura of elegance that makes it the ideal choice for illuminating passageways, stairways or perimeter areas, both indoors and outdoors.



Recessed


Surface

outdoor

Recessed



Dart SQ

IP65 IK06  



- 70272 2700K Matt White **76,50€**
- 70273 2700K Matt Black **76,50€**
- 70272N 3000K Matt White **76,50€**
- 70273N 3000K Matt Black **76,50€**

Material	Body PC
	Diff Transparent Glass
Power	2W
Lumen Output	70lm
Light Source	COB LED
Class	II
CRI	>80
Voltage (V/Hz)	220V-240V/50-60Hz
Beam angle	100°
Cut out	ø68

Dart box SQ surface

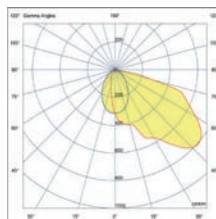
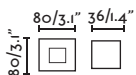
- 70274 White **21,95€**
- 70275 Black **21,95€**

Material	Body PC
-----------------	----------------



Dart box SQ recessed

- 70276 Black **14,30€**

Material	Body PC
-----------------	----------------



Dart RCT

IP65 IK06  



- 70277 2700K Matt White **103,90€**
- 70278 2700K Matt Black **103,90€**
- 70277N 3000K Matt White **103,90€**
- 70278N 3000K Matt Black **103,90€**

Material	Body PC
	Diff Transparent Glass
Power	5W
Lumen Output	275lm
Light Source	COB LED
Class	II
CRI	>80
Voltage (V/Hz)	220V-240V/50-60Hz
Beam angle	100°
Cut out	160x68

Dart box RCT surface

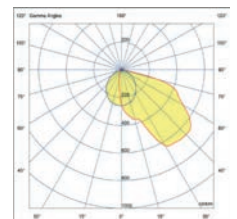
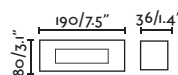
- 70279 White **28,55€**
- 70280 Black **28,55€**

Material	Body PC
-----------------	----------------

Dart box RCT recessed

- 70281 Black **15,30€**

Material	Body PC
-----------------	----------------





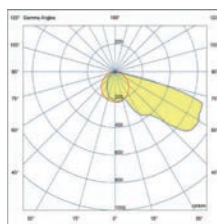
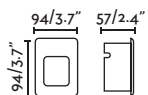
Nase SQ

IP44  



- 70395 ● Matt White 49,90€
- 70398 ● Dark Grey 49,90€

Material	Body Aluminium
	Diff Transparent PC
Power	3W
Lumen Output	100lm
Light Source	SMD LED 3000K
Class	II
CRI	>80
Voltage (V/Hz)	220V-240V/50-60Hz
Beam angle	120°
Cut out	92x87



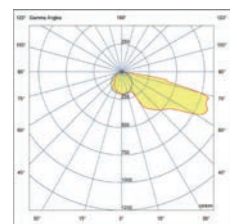
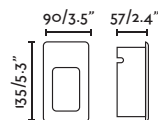
Nase RCT

IP44  



- 70396 ● Matt White 52,80€
- 70399 ● Dark Grey 52,80€

Material	Body Aluminium
	Diff Transparent PC
Power	3W
Lumen Output	100lm
Light Source	SMD LED 3000K
Class	II
CRI	>80
Voltage (V/Hz)	220V-240V/50-60Hz
Beam angle	120°
Cut out	132x90



Nase



Nase SQ 70395

The Nase recessed family stands out for its design that combines soft and rounded shapes, complemented by a slim frame that gives it an excellent architectural integration.



Nase SQ 70395

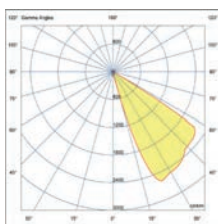
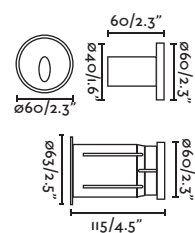
Dang

IP67 IK05 no incl. **SEA SIDE SUITABLE** incl.




70446 ● Satin Stainless 114,60€

Material	Body Stainless steel 316L+Glass Diff Transparent Glass
Power	3W
Lumen Output	80lm
Light Source	COB LED 3000K
Class	III
CRI	>80
Voltage (V/Hz)	24V DC/50-60Hz
Beam angle	40°
Cut out	ø88
Recom. Driver	98324006



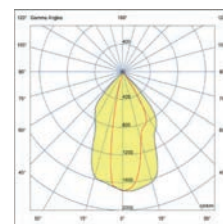
Uve

IP44 IK08 incl. incl.



70397 ● Dark Grey 38,50€

Material	Body Aluminium Diff Transparent PC
Power	2W
Lumen Output	70lm
Light Source	SMD LED 3000K
Class	II
CRI	>80
Voltage (V/Hz)	220V-240V/50-60Hz
Beam angle	120°
Cut out	ø78



*Drivers info pag. 554

outdoor

Recessed



Dang 70446



Uve 70397



Uve 70397

Frol

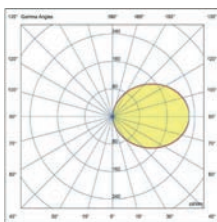
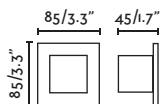
IP65  



70135

● Satin Nickel **34,10€**

Material	Body Stainless steel 304
	Diff Opal PC
Power	0,8W
Lumen Output	113lm
Light Source	SMD LED 3000K
Class	II
CRI	>80
Voltage (V/Hz)	220V-240V/50-60Hz
Cut out	92x92



Gron

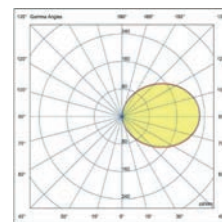
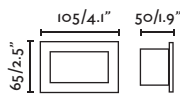
IP65  



70134

● Satin Nickel **38,20€**

Material	Body Stainless steel 304
	Diff Opal PC
Power	1W
Lumen Output	114lm
Light Source	SMD LED 3000K
Class	II
CRI	>80
Voltage (V/Hz)	220V-240V/50-60Hz
Cut out	105x66



outdoor

Recessed



Gron 70134



Frol 70135

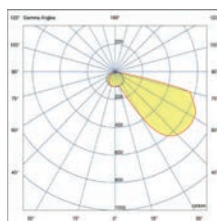
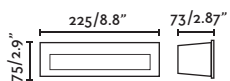
Nat

IP65 IK06  





- 70271 ● Matt White **96,80€**
- 70638 ● Dark Grey **96,80€**

Material	Body Aluminium Diff Transparent PC
Power	8W
Lumen Output	330lm
Light Source	SMD LED 3000K
Class	I
CRI	>80
Voltage (V/Hz)	220V-240V/50-60Hz
Cut out	215x65x70



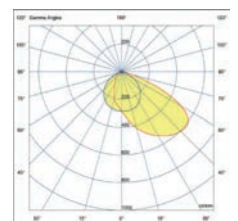
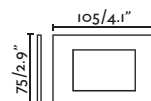
Spark

IP65 IK10  



- 70162 ● Dark Grey **76,60€**
- 70163 ● Matt White **76,60€**

Material	Body Aluminium Diff Opal PC
Power	5W
Lumen Output	230lm
Light Source	SMD LED 3000K
Class	I
CRI	>80
Voltage (V/Hz)	100V-240V/50-60Hz
Cut out	95x65





Nat 70271

These recessed LED wall lights, available in matte white and dark gray colors, are ideal for outdoor signage lighting. With an IP65 protection rating, they offer high resistance against rain and solid bodies, making them a robust choice for outdoor environments.



Spark 70162

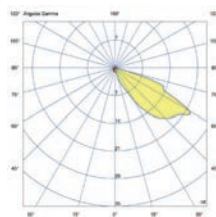
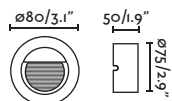
Racing

IP44 IK08 incl. incl.



70403 ● Dark Grey 37,60€

Material	Body Aluminium Diff Transparent PC
Power	1W
Lumen Output	30lm
Light Source	SMD LED 4000K
Class	II
CRI	>80
Voltage (V/Hz)	220V-240V/50-60Hz
Beam angle	45°
Cut out	ø76



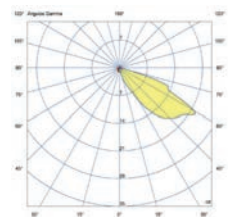
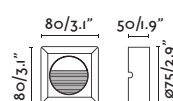
Carter

IP44 IK08 incl. incl.



70402 ● Dark Grey 37,60€

Material	Body Aluminium Diff Transparent PC
Power	1W
Lumen Output	30lm
Light Source	SMD LED 4000K
Class	II
CRI	>80
Voltage (V/Hz)	220V-240V/50-60Hz
Beam angle	45°
Cut out	ø76



Manufactured in die-cast aluminum, they come in square and round formats. They are an excellent choice for signage in both indoor and outdoor covered areas, and are particularly suitable for stairwells.



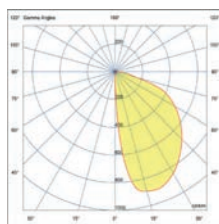
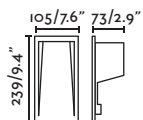
Soun 105

IP65 IK06
incl. incl.



- 70833 ● Dark Grey 99,70€
- 70834 ● Matt White 99,70€

Material	Body Aluminium Diff Transparent Glass
Power	4,5W
Lumen Output	280lm
Light Source	SMD LED 3000K
Class	I
CRI	>80
Voltage (V/Hz)	100V-240V/50-60Hz
Beam angle	120°
Cut out	220x95



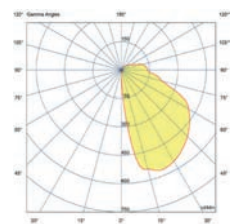
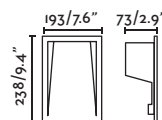
Soun 193

IP65 IK06
incl. incl.



- 70900 ● Dark Grey 130,80€
- 70901 ● Matt White 130,80€

Material	Body Aluminium Diff Transparent Glass
Power	8W
Lumen Output	630lm
Light Source	SMD LED 3000K
Class	I
CRI	>80
Voltage (V/Hz)	100V-240V/50-60Hz
Beam angle	120°
Cut out	183x225



Soun



Its generous size and die-cast aluminum design make it extremely robust, making it ideal for outdoor applications.

With Soun, a perfect combination of functionality and resistance is achieved, ensuring effective and durable lighting in outdoor environments.



Soun 105 70834

Sedna SQ 90

IP65

IK06



Sedna RCT

IP65

IK06



Sedna SQ 140

IP65

IK06



70146

● Dark Grey 56,20€

70147

● Dark Grey 69,90€

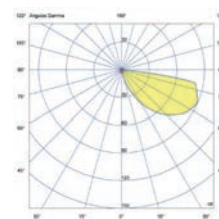
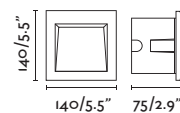
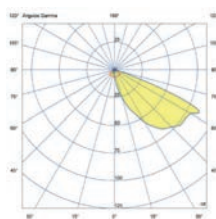
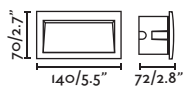
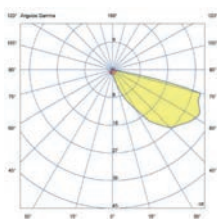
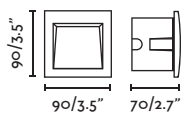
70148

● Dark Grey 83,10€

Material	Body Aluminium
	Diff Opal PC
Power	1W
Lumen Output	30lm
Light Source	SMD LED 3000K
Class	I
CRI	>80
Voltage (V/Hz)	100V-240V/50-60Hz
Beam angle	70°
Cut out	80x75

Material	Body Aluminium
	Diff Opal PC
Power	3W
Lumen Output	90lm
Light Source	SMD LED 3000K
Class	I
CRI	>80
Voltage (V/Hz)	100V-240V/50-60Hz
Beam angle	70°
Cut out	125x58

Material	Body Aluminium
	Diff Opal PC
Power	3W
Lumen Output	90lm
Light Source	SMD LED 3000K
Class	I
CRI	>80
Voltage (V/Hz)	100V-240V/50-60Hz
Beam angle	70°
Cut out	128x112



Sedna

outdoor

Recessed



Sedna SQ 140 70148



Available in two formats, square and rectangular, it brings both functionality and aesthetics to outdoor spaces where specific and quality lighting is required.

Sedna is an outdoor recessed designed for signage. Its slightly curved design, together with its high IP protection rating and die-cast aluminum construction, makes it an excellent choice for low-power signage lighting.

Stripe grid

IP54 IK07 incl.



- 72094 ● Matt White 48,70€
- 72095 ● Dark Grey 48,70€

Material	Body Aluminium Diff Opal PC
Power	5W
Lumen Output	70lm
Light Source	SMD LED 3000K
Class	I
CRI	>80
Voltage (V/Hz)	100V-240V/50-60Hz
Cut out	230x89

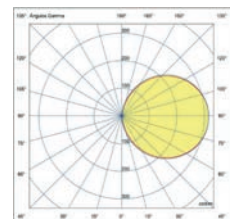
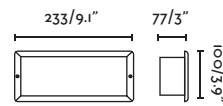
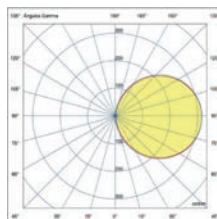
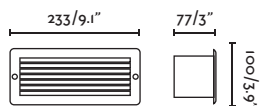
Stripe

IP54 IK07 incl. incl.



- 72092 ● Dark Grey 47,80€
- 72093 ● Matt White 47,80€

Material	Body Aluminium Diff Opal PC
Power	5W
Lumen Output	50lm
Light Source	SMD LED 3000K
Class	I
CRI	>80
Voltage (V/Hz)	100V-240V/50-60Hz
Cut out	230x89



outdoor

Recessed

Stripe

Both variants are an excellent choice for lighting perimeter areas where a simple and functional luminaire is required.



Stripe grid 72094

Liso

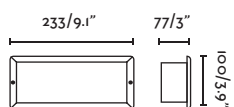
IP44 IK08  no incl.



- 71490 Matt White 22,70€
- 71491 Matt Black 22,70€

Material	Body Aluminium
	Diff Opal Glass
Light Source	1 E27 max. 15W
Bulb incl.	No
Recom. Bulb	17463
Class	I
Cut out	230x89

Recessed box	
71482	8,55€
Material	Body PVC



Esca

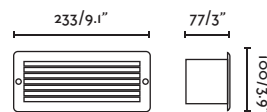
IP44  no incl.



- 71480 Matt White 19,90€
- 71481 Matt Black 19,90€

Material	Body Aluminium
	Diff Opal Glass
Light Source	1 E27 max. 15W
Bulb incl.	No
Recom. Bulb	17463
Class	I
Cut out	230x89

Recessed box	
71482	8,55€
Material	Body PVC

























Liso and Esca, offers a convenient option with replaceable lamp, allowing the flexibility to easily select and modify both wattage and color temperature according to the chosen lamp.



















































BULBS



















LED Module	Ref	Socket	K	lm	CRI	I.E.E.	P	Beam	Dimm	DC Current	Hrs.	*Driver not incl.	
	18030	—	2700	958	90	G	12W	12°	✓	350 mA	50.000	98310114C / 98310115	30,85€
	18031	—	2700	1140	90	F	12W	36°	✓	350 mA	50.000	98310114C / 98310115	30,85€
	18032	—	3000	962	90	G	12W	12°	✓	350 mA	50.000	98310114C / 98310115	30,85€
	18033	—	3000	1170	90	F	12W	36°	✓	350 mA	50.000	98310114C / 98310115	30,85€
	18034	—	4000	1021	90	G	12W	12°	✓	350 mA	50.000	98310114C / 98310115	30,85€
	18035	—	4000	1130	90	F	12W	36°	✓	350 mA	50.000	98310114C / 98310115	30,85€

GU10	Ref	Socket	K	lm	CRI	I.E.E.	P	Beam	Dimm	V	Hz	Hrs.	Caract.	Size	
	17333 NEW	GU10	2700	440	80	F	5W	60°	—	220-240	50/60	15.000	—	ø50/1,9" 50/1,9"	7,50€
	17328	GU10	2700	560	80	F	7W	120°	—	220-240	50/60	15.000	—	ø50/1,9" 55/2,3"	5,90€
	17329	GU10	4000	560	80	F	7W	120°	—	220-240	50/60	15.000	—	ø50/1,9" 55/2,3"	5,90€
	17330	GU10	3000	500	80	E	7W	38°	—	220-240	50/60	15.000	Glass	ø50/1,9" 55/2,3"	13,85€
	17309	GU10	3000	545	>90	G	7W	40°	—	220-240	50/60	25.000	—	ø50/1,9" 54/2,1"	11,10€
	17316	GU10	2700	632	80	F	8W	38°	—	220-240	50/60	25.000	—	ø50/1,9" 54/2,1"	10,70€
	17317	GU10	4000	737	80	F	8W	38°	—	220-240	50/60	25.000	—	ø50/1,9" 54/2,1"	10,70€
	17320	GU10	2700	604	80	G	8W	60°	—	100-240	50/60	25.000	—	ø50/1,9" 54/2,1"	10,70€
	17321	GU10	4000	662	80	F	8W	60°	—	100-240	50/60	25.000	—	ø50/1,9" 54/2,1"	10,70€
	17318	GU10	2700	563	80	G	8W	38°	✓	220-240	50/60	25.000	—	ø50/1,9" 54/2,1"	12,45€
	17319	GU10	4000	560	80	G	8W	38°	✓	220-240	50/60	25.000	—	ø50/1,9" 54/2,1"	12,45€
	17334 NEW	GU10	2700	440	80	F	5W	60°	—	220-240	50/60	15.000	—	ø50/1,9" 50/1,9"	7,50€
	17324	GU10	2700	629	80	F	8W	60°	—	220-240	50/60	25.000	—	ø50/1,9" 54/2,1"	10,70€
	17325	GU10	4000	610	80	F	8W	60°	—	220-240	50/60	25.000	—	ø50/1,9" 54/2,1"	10,70€
	17331	GU10	2700	560	80	G	8W	60°	✓	220-240	50/60	25.000	—	ø50/1,9" 54/2,1"	12,45€
	17332	GU10	4000	671	80	G	8W	60°	✓	220-240	50/60	25.000	—	ø50/1,9" 54/2,1"	12,45€

G45	Ref	Socket	K	lm	CRI	I.E.E.	P	Beam	Dimm	V	Hz	Hrs.	Caract.	Size	
	17472	E27	—	30	—	—	1W	360°	—	220-240	50/60	25.000	Coloured glass	ø45/1,7" 68/2,6"	2,75€
	17473	E27	—	30	—	—	1W	360°	—	220-240	50/60	25.000	Coloured glass	ø45/1,7" 68/2,6"	2,75€
	17475	E27	—	30	—	—	1W	360°	—	220-240	50/60	25.000	Coloured glass	ø45/1,7" 68/2,6"	2,75€

										outdoor				Bulbs	
A60 SMART	Ref	Socket	K	lm	CRI	I.E.E.	P	Beam	Dimm	V	Hz	Hrs.	Caract.	Size	
	17498	E27	2700	806	≥80	F	7W	360°	APP	220-240	50/60	25.000	WiFi & Tuya app	ø60/2,3" 102/4,5"	23,05€
C35	Ref	Socket	K	lm	CRI	I.E.E.	P	Beam	Dimm	V	Hz	Hrs.	Caract.	Size	
	17460	E14	2700	400	80	F	4W	360°	—	220-240	50/60	15.000	Matt glass	ø35/1,3" 100/4"	6,20€
G45	Ref	Socket	K	lm	CRI	I.E.E.	P	Beam	Dimm	V	Hz	Hrs.	Caract.	Size	
	17461	E14	2700	400	80	F	4W	360°	—	220-240	50/60	15.000	Matt glass	ø45/1,7" 78/3,1"	6,45€
	17519 NEW	E14	2700	400	80	F	4,5W	360°	—	220-240	50/60	15.000	Matt glass	ø45/1,7" 78/3,1"	10,22 €
	17462	E27	2700	400	80	F	4W	360°	—	220-240	50/60	15.000	Matt glass	ø45/1,7" 75/2,9"	7,80 €
	17518 NEW	E27	2700	400	80	F	4,5W	360	✓	220-240	50/60	15.000	Matt glass	ø45/1,7" 75/2,9"	10,22 €
T45	Ref	Socket	K	lm	CRI	I.E.E.	P	Beam	Dimm	V	Hz	Hrs.	Caract.	Size	
	17437	E27	3000	550	80	E	5W	360°	—	220-240	50/60	15.000	Matt glass	ø45/1,7" 112/4,4"	13,43 €
A60	Ref	Socket	K	lm	CRI	I.E.E.	P	Beam	Dimm	V	Hz	Hrs.	Caract.	Size	
	17463	E27	2700	800	80	F	8W	360°	—	220-240	50/60	15.000	Matt glass	ø60/2,3" 102/4"	10,29 €
	17485	E27	2700	850	80	F	8W	360°	✓	220-240	50/60	15.000	Matt glass	ø60/2,3" 102/4"	18,03 €
	17067	E27	2700	850	80	F	9W	270°	✓	220-240	50/60	15.000	Polycarbonate	ø60/2,3" 120/4,7"	8,29 €
	17070	E27	2700	820	80	F	9W	270°	✓	220-240	50/60	15.000	Polycarbonate	ø60/2,3" 120/4,7"	7,93 €
	17074 NEW	E27	4000	820	80	F	9W	200°	✓	220-240	50/60	15.000	Polycarbonate	ø60/2,3" 110/4,3"	8,29 €
G95	Ref	Socket	K	lm	CRI	I.E.E.	P	Beam	Dimm	V	Hz	Hrs.	Caract.	Size	
	17464	E27	2700	800	80	F	8W	360°	—	220-240	50/60	15.000	Matt glass	ø95/3,7" 141/5,5"	15,13 €
	17482	E27	2700	900	80	F	8W	360°	✓	220-240	50/60	15.000	Matt glass	ø95/3,7" 141/5,5"	21,48 €
G120	Ref	Socket	K	lm	CRI	I.E.E.	P	Beam	Dimm	V	Hz	Hrs.	Caract.	Size	
	17478	E27	2700	1850	80	F	18W	270°	—	220-240	50/60	15.000	Polycarbonate	ø120/4,7" 158/6,2"	17,91 €
	17479	E27	2700	1600	80	F	18W	270°	✓	220-240	50/60	15.000	Polycarbonate	ø120/4,7" 158/6,2"	23,96 €
G125	Ref	Socket	K	lm	CRI	I.E.E.	P	Beam	Dimm	V	Hz	Hrs.	Caract.	Size	
	17465	E27	2700	800	80	F	8W	360°	—	220-240	50/60	15.000	Matt glass	ø125/4,9" 175/6,8"	19,60 €
G45	Ref	Socket	K	lm	CRI	I.E.E.	P	Beam	Dimm	V	Hz	Hrs.	Caract.	Size	
	17417	E27	2700	220	80	E	2W	360°	—	220-240	50/60	15.000	Filament	ø45/1,7" 75/2,9"	7,14 €
A60	Ref	Socket	K	lm	CRI	I.E.E.	P	Beam	Dimm	V	Hz	Hrs.	Caract.	Size	
	17420	E27	2700	470	80	E	4W	360°	—	220-240	50/60	15.000	Filament	ø60/2,3" 102/4,6"	9,26 €
ST64	Ref	Socket	K	lm	CRI	I.E.E.	P	Beam	Dimm	V	Hz	Hrs.	Caract.	Size	
	17422	E27	2700	470	80	E	4W	360°	—	220-240	50/60	15.000	Filament	ø64/2,5" 146/5,7"	13,55 €
G95	Ref	Socket	K	lm	CRI	I.E.E.	P	Beam	Dimm	V	Hz	Hrs.	Caract.	Size	
	17415	E27	2700	470	80	E	4W	360°	—	220-240	50/60	15.000	Filament	ø95/3,7" 125/4,9"	16,03 €
G125	Ref	Socket	K	lm	CRI	I.E.E.	P	Beam	Dimm	V	Hz	Hrs.	Caract.	Size	
	17423	E27	2700	470	80	E	4W	360°	—	220-240	50/60	15.000	Filament	ø125/4,9" 175/6,8"	19,60 €

T30	Ref	Socket	K	lm	CRI	I.E.E.	P	Beam	Dimm	V	Hz	Hrs.	Caract.	Size	
	17445	E27	2200	550	80	F	6W	360°	—	220-240	50/60	15.000	Filament Amber	ø28/1,1" 300/11,8"	21,24 €
C35															
	17427	E14	2200	160	—	G	2W	360°	—	220-240	50/60	15.000	Filament Amber	ø36/1,4" 100/3,9"	7,14 €
G45															
	17413	E14	2200	160	—	G	2W	360°	—	220-240	50/60	15.000	Filament Amber	ø45/1,7" 78/3,1"	7,14 €
	17414	E27	2200	160	—	G	2W	360°	—	220-240	50/60	15.000	Filament Amber	ø45/1,7" 75/2,9"	7,14 €
	17493	E27	2200	300	—	G	4W	360°	✓	220-240	50/60	15.000	Filament Amber	ø45/1,7" 75/2,9"	10,59 €
A60															
	17426	E27	2200	400	—	F	4W	360°	—	220-240	50/60	15.000	Filament Amber	ø60/2,3" 102/4"	9,26 €
	17432	E27	2200	440	—	F	5W	360°	✓	220-240	50/60	15.000	Filament Amber	ø60/2,3" 102/4"	14,82 €
ST64															
	17428	E27	2200	400	—	F	4W	360°	—	220-240	50/60	15.000	Filament Amber	ø64/2,5" 146/5,7"	13,55 €
	17433	E27	2200	440	—	F	5W	360°	✓	220-240	50/60	15.000	Filament Amber	ø64/2,5" 146/5,7"	17,67 €
SP64															
	17409	E27	2000	380	—	G	5W	360°	✓	220-240	50/60	15.000	Filament Amber	ø64/2,5" 146/5,7"	22,87 €
G95															
	17429	E27	2200	400	—	F	4W	360°	—	220-240	50/60	15.000	Filament Amber	ø95/3,7" 125/4,9"	16,03 €
G125															
	17425	E27	2200	400	—	F	4W	360°	—	220-240	50/60	15.000	Filament Amber	ø125/4,9" 175/6,8"	19,60 €
	17434	E27	2200	440	—	F	5W	360°	✓	220-240	50/60	15.000	Filament Amber	ø125/4,9" 175/6,8"	21,11 €
A160															
	17447	E27	2000	280	—	G	5W	360°	✓	220-240	50/60	25.000	Filament Amber	ø160/6,3" 300/11,8"	80,83 €
BT180															
	17449	E27	2000	400	—	G	8W	360°	✓	220-240	50/60	25.000	Filament Amber	ø160/6,3" 390/15,3"	92,57 €
A60															
	17496	E27	2700	450	80	E	4W	360°	—	220-240	50/60	25.000	Filament Gold	ø60/2,3" 102/4"	11,37 €
	17071	E27	2700	400	80	F	4W	360°	✓	220-240	50/60	15.000	Filament Black	ø60/2,3" 102/4"	12,95 €
	17073	E27	2700	400	80	F	4W	360°	✓	220-240	50/60	15.000	Mirror	ø60/2,3" 102/4"	10,47 €
G95															
	17271	E27	2700	450	80	E	4W	360°	—	220-240	50/60	15.000	Mirror	ø95/3,7" 125/4,9"	17,85 €
A95															
	17072	E27	2700	400	80	F	4W	180°	✓	220-240	50/60	15.000	Filament Black	ø95/3,7" 125/4,9"	17,85 €
T26															
	17446	E14	2700	120	80	E	1W	360°	—	220-240	50/60	15.000	—	ø25/0,1" 58/2,3"	5,93 €

	Ref	Socket	K	lm	CRI	I.E.E.	P	Beam	Dimm	outdoor			Caract.	Size	Bulbs
										V	Hz	Hrs.			
G4															
	17487	G4	3000	155	80	F	1,6W	360°	—	12 AC	—	15.000	—	ø11/0,4" 41/1,6"	6,90 €
	17494	G4	3000	90	80	G	1,5W	360°	—	12 AC	—	25.000	—	ø11/0,5" 33/1,3"	4,42 €
G9															
	17443	G9	2700	350	80	F	3,5W	360°	—	220-240	50/60	15.000	—	ø16/0,7" 50/1,9"	10,71 €
	17444	G9	4000	350	80	F	3,5W	360°	—	220-240	50/60	15.000	—	ø16/0,7" 50/1,9"	10,71 €
	17466	G9	2700	450	80	F	4,5W	360°	—	220-240	50/60	15.000	—	ø16/0,7" 60/2,3"	11,50 €
	17467	G9	4000	450	80	F	4,5W	360°	—	220-240	50/60	15.000	—	ø16/0,7" 60/2,3"	11,50 €
	17468	G9	2700	350	80	F	3,5W	360°	✓	220-240	50/60	15.000	—	ø16/0,7" 50/1,9"	10,29 €
	17495	G9	3000	470	80	E	4W	360°	—	220-240	50/60	15.000	—	ø14/0,5" 65/2,5"	11,25 €
PAR38															
	17400	E27	4000	850	80	F	10W	60°	—	220-240	50/60	30.000	—	ø120/4,7" 134/5,2"	27,77 €
	17398	E27	3000	1052	80	F	11W	23°	—	100-240	50/60	25.000	IP65	ø120/4,7" 134/5,2"	36,42 €
R80															
	17477	E27	2700	1050	80	F	12W	120°	—	220-240	50/60	15.000	—	ø80/3,1" 110/4,3"	8,17 €
JP118															
	17490	R7s	2700	1000	80	F	10W	360°	—	220-240	50/60	15.000	—	ø23/0,9" 118/4,6"	13,43 €
	17497	R7s	2700	850	80	F	8W	360°	—	220-240	50/60	15.000	—	ø16,5/0,6" 118/4,6"	15,91 €
	17502 NEW	R7s	4000	850	80	F	8W	360°	—	220-240	50/60	15.000	—	ø16,5/0,6" 118/4,6"	16,34 €
JP78															
	17488	R7s	2700	600	80	F	6W	360°	—	220-240	50/60	15.000	—	ø23/0,9" 78/3,07"	9,50 €
	17499	R7s	2700	450	80	F	5W	360°	—	220-240	50/60	15.000	—	ø14/0,5" 78/3,07"	12,22 €
	17503 NEW	R7s	4000	500	80	E	4W	360°	—	220-240	50/60	15.000	—	ø16,5/0,6" 78/3,07"	12,58 €
GX53															
	17340	GX53	3000	530	80	F	6W	—	—	220-240	50/60	25.000	—	ø76/2,9" 26/1,2"	18,76 €

Items with special discount conditions

LED Bulb GU5.3

PARATHOM MR16



	SOCKET	P	CRI		DIM	BEAM	FLUX	CCT	
97686227	GU5.3	8W	92	40000 h	✓	24°	485lm	2700K	23,80€
97686230	GU5.3	8W	92	40000 h	✓	24°	500lm	3000K	22,65€
97686327	GU5.3	8W	92	40000 h	✓	36°	485lm	2700K	21,80€
97686330	GU5.3	8W	92	40000 h	✓	36°	500lm	3000K	23,80€

LED bulb GU10

MASTER LED Spot MV



97685327	SOCKET GU10	5W	90	25000 h	✓	36°	350lm	2700K	6,50€
97685330	SOCKET GU10	5W	90	25000 h	✓	36°	365lm	3000K	6,50€
97264	SOCKET GU10	5W	90	25000 h	✓	60°	355lm	2700K	8,22€
97404	SOCKET GU10	5W	90	25000 h	✓	60°	365lm	3000K	8,40€
97273	SOCKET GU10	5.5W	97	40000 h	✓	36°	355lm	2700K	14,75€
97402	SOCKET GU10	5.5W	97	40000 h	✓	36°	375lm	3000K	14,75€

LED bulb GU10

PARATHOM GU10



97166	SOCKET GU10	6.9W	80	15000 h		36°	575lm	2700K	5,50€
97291	SOCKET GU10	6.9W	80	15000 h		36°	575lm	3000K	5,50€
97403	SOCKET GU10	6.9W	80	15000 h		60°	575lm	2700K	5,50€
97292	SOCKET GU10	6.9W	80	15000 h		60°	575lm	3000K	5,50€

QR111

PARATHOM QR111




97411	SOCKET G53	15W	90	40000 h	✓	24°	800lm	2700K	31,95€
97412	SOCKET G53	15W	90	40000 h	✓	24°	800lm	3000K	31,30€
97413	SOCKET G53	15W	90	40000 h	✓	40°	800lm	2700K	31,30€
97414	SOCKET G53	15W	90	40000 h	✓	40°	800lm	3000K	31,30€

PAR30


PARATHOM PAR30

97687127	E27	10W	90	25000 h	✓	36°	633lm	2700K	14,70€
----------	-----	-----	----	---------	---	-----	-------	-------	--------

SORAA

GU10	SOCKET	P	CRI	BEAM	FLUX	CCT	Compatible CCT Shifter	Compat. Linear Louver System		
	97691327	SOCKET GU10	7.5W	95	25°	410lm	2700K	✓	✓	41,80€
	97691127	SOCKET GU10	7.5W	95	10°	390lm	2700K	✓	✓	50,00€
	97691227	SOCKET GU10	7.5W	95	36°	410lm	2700K	✓	✓	41,80€
	97691330	SOCKET GU10	7.5W	95	25°	410lm	3000K	✓	✓	31,60€
	97691130	SOCKET GU10	7.5W	95	10°	410lm	3000K	✓	✓	50,00€
	97691230	SOCKET GU10	7.5W	95	36°	435lm	3000K	✓	✓	41,80€


MR16 - GU5.3

	97690127	SOCKET GU5.3	7.5W	95	10°	390lm	2700K		✓	41,80€
	97690427	SOCKET GU5.3	7.5W	95	36°	410lm	2700K		✓	31,60€
	97690130	SOCKET GU5.3	7.5W	95	10°	410lm	3000K	✓	✓	41,80€
	97690430	SOCKET GU5.3	7.5W	95	36°	435lm	3000K	✓	✓	31,60€

SNAP System - MR16 & PAR 20

97691695	CCT Shifter SNAP Lens - 2" Color Filter, 1/2 CTO, 3000K to 2400K	15,30€
97691696	CCT Shifter SNAP Lens - 2" Color Filter, 3/4 CTO, 3000K to 2200K	15,30€
97691697	SNAP Lens - 2" Linear Beam Spreader 10°x25°	15,30€
97691698	SNAP Lens - 2" Linear Beam Spreader 10°x36°	15,30€
97691701	SNAP Lens - 2" Beam Spreader 17°	10,20€
97691702	SNAP Lens - 2" Beam Spreader 25°	10,20€
97691703	SNAP Lens - 2" Beam Spreader 36°	10,20€
97691704	SNAP Lens - 2" Beam Spreader 60°	10,20€
97691699	SNAP Lens - 2" Louver 40°	15,30€

QR111 - 12V

	SOCKET	P	CRI	BEAM	FLUX	CCT		
	97692327	SOCKET G53	12.5W	95	8°	575lm	2700K	65,30€
	97692427	SOCKET G53	12.5W	95	36°	575lm	2700K	65,30€
	97692330	SOCKET G53	12.5W	95	8°	620lm	3000K	65,30€
	97692430	SOCKET G53	12.5W	95	36°	620lm	3000K	65,30€

SNAP System - Large Lamps

97692595	CCT Shifter SNAP Lens - 4" Color Filter, 1/2 CTO, 3000K to 2700K	26,50€
97692596	CCT Shifter SNAP Lens - 4" Color Filter, 3/4 CTO, 3000K to 2200K	26,50€
97692597	SNAP Lens - 4" Linear Beam Spreader 10°x36°	26,50€
97692598	SNAP Lens - 4" Linear Beam Spreader 10°x60°	26,50€
97692601	SNAP Lens - 4" Beam Spreader 17°	13,25€
97692602	SNAP Lens - 4" Beam Spreader 25°	13,25€
97692603	SNAP Lens - 4" Beam Spreader 36°	13,25€
97692604	SNAP Lens - 4" Beam Spreader 60°	13,25€
97692599	SNAP Lens - 4" Louver 40°	26,50€

DATA

DRIVERS

		mA	P	V	units	System	IP	Driver
GRUND 2W	70726 70730 70733 70735	700mA	2W	220/240V	1-16 units	on/off	IP20	98310235
				220/240V	2-4 units	triac	IP20	98310210
				220/240V	1-15 units	dali	IP20	98310235D
				220/240V	4-16 units	casambi	IP20	98310538
GRUND 7W	70728 70731 70734 70736	350mA	7W	220/240V	1-2 units	on/off	IP20	98310136
				220/240V	2 units	triac	IP20	98310118LC
				220/240V	1-2 units	dali	IP20	98310136D
				220/240V	2 units	casambi	IP20	98310538
GRUND 13W	70729 70732	350mA	13W	220/240V	only 1 unit	on/off	IP20	98310136
				220/240V	only 1 unit	triac	IP20	98310118LC
				220/240V	only 1 unit	dali	IP20	98310136D
				220/240V	only 1 unit	casambi	IP20	98310538
KANE 3W	70660 70661 70662	24VDC	3W	220/240V	1-30 units	on/off	IP20	98324099
				220/240V	1-3 units	triac	IP20	98311315
				220/240V	1-30 units	dali	IP20	98324100UD
				220/240V	1-30 units	on/off	IP67	98324100
CROSBY 2W	70453	24VDC	2W	220/240V	1-40 units	on/off	IP20	98324099
				220/240V	1-40 units	on/off	IP67	98324100
TRAS 4W	71701	24VDC	4W	220/240V	1-20 units	on/off	IP20	98324099
				220/240V	1-20 units	on/off	IP67	98324100
TRAS 8W	71702	24VDC	8W	220/240V	1-10 units	on/off	IP20	98324099
				220/240V	1-10 units	on/off	IP67	98324100
TRAS 25W	71716 71717	24VDC	25W	220/240V	1-3 units	on/off	IP20	98324099
				220/240V	1-3 units	on/off	IP67	98324100
DANG 3W	70446	24VDC	3W	220/240V	1-30 units	on/off	IP20	98324099
				220/240V	1-30 units	on/off	IP67	98324100
FALLS 6W	71734 71735	24V DC	6W	220/240V	1-15 units	on/off	IP20	98324099
				220/240V	1-2 units	triac	IP20	98311315
				220/240V	1-15 units	dali	IP20	98324100UD
				220/240V	1-15 units	on/off	IP67	98324100
FALLS 12W	71736 71737	24V DC	12W	220/240V	1-7 units	on/off	IP20	98324099
				220/240V	only 1 unit	triac	IP20	98311315
				220/240V	1-7 units	dali	IP20	98324100UD
				220/240V	1-7 units	on/off	IP67	98324100
FALLS ORIENTABLE 8W	71730 71731	24V DC	8W	220/240V	1-10 units	on/off	IP20	98324099
				220/240V	1-2 units	triac	IP20	98311315
				220/240V	1-10 units	dali	IP20	98324100UD
				220/240V	1-10 units	on/off	IP67	98324100
FALLS ORIENTABLE 16W	71732 71733	24V DC	16W	220/240V	1-5 units	on/off	IP20	98324099
				220/240V	only 1 unit	triac	IP20	98311315
				220/240V	1-5 units	dali	IP20	98324100UD
				220/240V	1-5 units	on/off	IP67	98324100
CUCA		24V DC	3W	220/240V	1-30 units	on/off	IP20	98324099
				220/240V	1-5 units	triac	IP20	98311315
				220/240V	1-30 units	dali	IP20	98324100UD
CLAP		24V DC	6W	220/240V	1-30 units	on/off	IP67	98324100
				220/240V	1-15 units	on/off	IP20	98324099
				220/240V	1-2 units	triac	IP20	98311315
				220/240V	1-15 units	dali	IP20	98324100UD
				220/240V	1-15 units	on/off	IP67	98324100






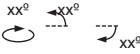
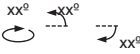











GENERAL INFORMATION

EN	ES	FR	ITA
<p>The technical information detailed in our catalogue can be modified in order to improve the features or design of our products.</p> <p>Faro Barcelona keeps the right to cancel or modify any model without prior notice and without any cause for complaints.</p> <p>The conditions, technical characteristics and prices of the products that appear in this catalogue are the effective ones in the date of impression of the catalogue except for typographical error and are subject to possible changes.</p> <p>The catalogue prices are public prices.</p> <p>RATES DO NOT INCLUDE VAT.</p> <p>Returned goods shall only be accepted, after prior notice being given to LOREFAR, on the grounds of being defective and never on the basis of broken glass or missing parts. In such cases, please contact us so that we can send you the required parts as a matter of urgency.</p> <p>Exchanges or returns of goods in good condition will not be accepted. In the event of express acceptance by LOREFAR, a 20% charge shall be incurred, on receipt and checking, for depreciation and classification of the goods.</p>	<p>La información referente a nuestros productos puede ser modificada con el fin de mejorar las características técnicas o de diseño.</p> <p>Faro Barcelona se reserva el derecho de anular o modificar cualquier modelo sin previo aviso y sin que sea motivo de reclamaciones.</p> <p>Las condiciones, características y precios de los productos que aparecen en este catálogo son los vigentes en la fecha de impresión del catálogo salvo error tipográfico y están sujetos a posibles modificaciones, la versión digital siempre prevalece.</p> <p>Los precios mostrados son precios de venta al público (PVP).</p> <p>IVA NO INCLUIDO EN TARIFA</p> <p>Previa comunicación a Lorefar sólo se aceptará la mercancía devuelta por defectuosa, nunca por cristales rotos o falta de algún componente. En estos casos rogamos se pongan en contacto con nosotros para enviarles urgentemente las piezas requeridas.</p> <p>No se admitirán cambios ni devoluciones de mercancía en buen estado. En caso de aceptación explícita por parte de Lorefar, a su recepción y comprobación se emitirá un cargo del 20% en concepto de depreciación y clasificación de la mercancía.</p>	<p>L'information qui se réfère à nos produits peut être modifiée afin d'améliorer les caractéristiques technique ou de design.</p> <p>Faro Barcelona se réserve le droit d'annuler ou de modifier n'importe quel modèle sans préavis et sans que cela soit motif de réclamations.</p> <p>Les conditions, caractéristiques et prix des produits qui apparaissent dans ce catalogue sont celles en vigueur à la date d'impression du catalogue sauf erreur typographique et sont susceptible d'être modifiées ultérieurement.</p> <p>Les prix du catalogue son les prix de vente public .</p> <p>IVA NON COMPRISE DANS LE TARIF.</p> <p>Seule sera acceptée en retour la marchandise défectueuse, et ce après communication à LOREFAR. LOREFAR n'acceptera jamais de retour pour du verre brisé ou pour l'absence d'un composant quelconque. Dans ces derniers cas, nous vous prions de vous mettre en contact avec nous afin que nous vous fassions parvenir dans les plus brefs délais les pièces nécessaires. La marchandise en bon état ne sera ni reprise ni échangée. En cas d'acceptation explicite de sa part, LOREFAR retiendra 20% au titre de la dépréciation et de la classification du produit.</p>	<p>La informazione che si riferisce ai nostri articoli può essere soggetta a modifiche con il fine di migliorare le caratteristiche, tecniche o di design, dei nostri prodotti. Faro Barcelona si riserva il diritto di annullare o modificare qualsiasi modello senza previo avviso e senza che sia motivo di reclami.</p> <p>Le condizioni, caratteristiche e prezzi dei prodotti che compaiono in questo catalogo sono quelli vigenti alla data della stampa del catalogo ad eccezione di errori tipografici e sono soggetti a possibili modificazioni.</p> <p>I prezzi indicati sono prezzi di vendita al pubblico.</p> <p>IVA NON INCLUSA IN LISTINO.</p> <p>LOREFAR accetta previa comunicazione, solo la merce restituita perché difettosa; in nessun caso accetterà la merce restituita per presenza di vetri rotti o per mancanza di qualche componente. In questi casi vi preghiamo di contattarci per potervi mandare al più presto i pezzi richiesti.</p> <p>Non si effettuano cambi né si ammettono restituzioni di merci in buono stato. In caso di accettazione esplicita da parte di LOREFAR, al momento del ricevimento e della verifica della merce si emetterà un addebito del 20% a titolo di deprezzamento e classificazione.</p>
PT	GER	NL	GRK
<p>A informação referente aos nossos produtos pode ser modificada com o fim de melhorar as características técnicas ou de desenho.</p> <p>A Faro Barcelona reserva-se o direito de anular ou modificar qualquer modelo sem aviso prévio e sem que seja motivo de reclamações.</p> <p>As condições, características e preços dos produtos que aparecem neste catálogo são os vigentes na data de impressão do catálogo salvo erro tipográfico e estão sujeitos a possíveis modificações. Os preços mostrados são preços de venda ao público (PVP).</p> <p>IVA NÃO INCLUIDO NA LISTA DE PREÇOS</p> <p>Mediante comunicação prévia à Lorefar, apenas se aceitará a mercadoria devolvida por defeito, nunca por vidros partidos ou falta de algum componente. Nestes casos pedimos que entrem em contacto conosco para lhes enviarmos urgentemente as peças requeridas.</p> <p>Não serão admitidas alterações nem devoluções de mercadoria em bom estado. Em caso de aceitação explícita por parte da Lorefar, na sua recepção e comprovação emitir-se-á um débito de 20% a título de depreciação e classificação da mercadoria.</p>	<p>Die Information über unsere Produkte kann im Zusammenhang mit den Verbesserungen ihrer technischen Eigenschaften und ihres Designs jederzeit geändert werden.</p> <p>Faro Barcelona behält sich das Recht vor, seine Modelle jederzeit und ohne vorherige Ankündigung vom Markt zu nehmen, ohne dass sich daraus ein Anrecht auf Beschwerden ableiten könnte.</p> <p>Die Bedingungen, Eigenschaften und Preise der Produkte in diesem Katalog gelten zum Datum der Drucklegung des Katalogs vorbehaltlich Druckfehler und können jederzeit geändert werden. Diese Preise gelten für den Direktverkauf an den Kunden.</p> <p>DIE MEHRWERTSTEUER IST NICHT IN DEN PREISEN EINGESCHLOSSEN</p> <p>Nach vorheriger Kommunikation kann Lorefar die Rücklieferung von schadhafter Ware akzeptieren, jedoch niemals wegen beschädigten Glasstellen oder fehlenden Komponenten. In letzteren Fällen setzen Sie sich bitte zwecks schneller Zusage der notwendigen Teile in Verbindung.</p> <p>Wir tauschen keine Waren in gutem Zustand um oder nehmen sie zurück. Bei ausdrücklicher Annahme durch Lorefar nach Erhalt und Überprüfung stellen wir Ihnen 20% des Preises für Wertverminderung und Handhabung der Ware in Rechnung.</p>	<p>De informatie over onze producten kan gewijzigd worden met als doel de technische eigenschappen of het design te verbeteren.</p> <p>Faro Barcelona behoudt zich het recht voor onaangekondigd modellen te schrappen of te wijzigen en zonder dat dit aanleiding tot een klacht vormt.</p> <p>De voorwaarden, eigenschappen en prijzen van de producten in deze catalogus zijn geldig op het moment van druk van de catalogus tenzij sprake is van een drukfout. Zij zijn onderhevig aan mogelijke wijzigingen. De getoonde prijzen betreffen verkoopprijzen.</p> <p>Btw NIET BIJ DE PRIJS INBEGREPEN</p> <p>Lorefar aanvaardt uitsluitend defecte teruggezonden goederen nadat zij hierover van tevoren op de hoogte is gesteld. Dit geldt niet voor gebroken glas of het ontbreken van onderdelen. In deze gevallen wordt u verzocht met ons contact op te nemen zodat wij u zo snel mogelijk de gewenste onderdelen kunnen toezenden.</p> <p>Ruilen of terugsturen van goederen in correcte staat is niet toegestaan. In geval van uitdrukkelijke aanvaarding door Lorefar wordt bij ontvangst en controle een heffing van 20% voor waardevermindering en classificatie van de goederen toegepast.</p>	<p>Οι πληροφορίες σχετικά με τα προϊόντα μας ενδέχεται να τροποποιηθούν με στόχο τη βελτίωση των τεχνικών χαρακτηριστικών ή του σχεδίου.</p> <p>Η Faro Barcelona διατηρεί το δικαίωμα ακύρωσης ή τροποποίησης οποιοδήποτε μοντέλου χωρίς προηγούμενη προειδοποίηση και χωρίς αυτό να αποτελεί αιτία απαίτησης επιστροφής χρημάτων.</p> <p>Οι όροι, τα χαρακτηριστικά και οι τιμές των προϊόντων που παρουσιάζονται σε αυτόν τον κατάλογο είναι αυτά που ισχύουν κατά την ημερομηνία της εκτύπωσης του καταλόγου, εκτός τυπογραφικών λαθών, και υπόκεινται σε αλλαγές.</p> <p>Ο ΦΠΑ ΔΕΝ ΣΥΜΠΕΡΙΛΑΜΒΑΝΕΤΑΙ ΣΤΗΝ ΤΙΜΗ</p> <p>Μετά από συνεννόηση με τη Lorefar, γίνονται αποδεκτές επιστροφές μόνο αν πρόκειται για ελαττωματικά εμπορεύματα και όχι για θραύση κρυστάλλων ή απουσία κάποιου στοιχείου. Στις περιπτώσεις αυτές, παρακαλούμε να έρθετε σε επαφή μαζί μας για να σας στείλουμε επείγοντως τα απαιτούμενα μέρη.</p>
RUS	CZ	BL	PL
<p>Информация относящаяся к нашей продукции может быть модифицирована с целью улучшить технические или внешние характеристики.</p> <p>Faro Barcelona сохраняет за собой право аннулировать или модифицировать любую модель без предупреждения и без того что это послужит причиной для жалоб.</p> <p>Условия, характеристики и цены на изделия, указанные в данном каталоге, действительны на дату его выпуска, за исключением опечаток в каталоге, и могут быть изменены. В каталоге указаны розничные цены.</p> <p>БЕЗ УЧЕТА НДС</p> <p>В соответствии с правилами, компания Lorefar принимает возврат изделий только при наличии дефектов, но ни в коем случае не при разбитии стекла или отсутствии какой-либо детали. В таком случае, пожалуйста, свяжитесь с нами, чтобы мы отправили вам необходимые детали. Товар в рабочем состоянии не подлежит обмену или возврату. В случае подтверждения компанией Lorefar наличия дефектов, после возврата и проверки, начисляется 20% стоимости с учетом амортизации и классификации товаров.</p>	<p>Technické informace uvedené v katalogu mohou být modifikovány za účelem zdokonalování vlastností svítidel nebo jejich designu.</p> <p>Producent Faro Barcelona si vyhrazuje právo konstrukčních změn nabízených modelů bez předcházejícího oznámení a tato skutečnost nemůže být předmětem jakékoliv stížnosti či reklamace.</p> <p>Podmínky, technické specifikace a ceny produktů uvedené v katalogu jsou platné ke dni vydání katalogu. Producent si vyhrazuje právo konstrukčních změn nabízených modelů, pokud tyto nepovedou k zásadním změnám charakteru výrobků. Informace z tohoto katalogu postrádají platnosti v den vydání katalogu nového.</p> <p>VŠECHNY CENY JSOU UVEDENY BEZ DPH., Zboží může být vráceno pouze po předchozím souhlasu od společnosti PAXI, na základě poruchy nebo vady ovšem nikdy na základě poškozeného skla nebo chybějícího dílu. V takových případech nás, prosím, kontaktujte, abychom Vám mohli požadované části svítidel urgentně zaslat. Výměny nebo vrácení zboží v dobrém technickém stavu je nepřijatelné.</p>	<p>Техническая информация, представленная в нашем каталоге, может быть изменена с целью улучшения технических или внешних характеристик продукции.</p> <p>Фаро Барселона си запазва правото да отменя или променя всеки модел без предварително осведомяване и без това да се счита причина за оплаквания.</p> <p>Условията, техническите характеристики и цените на продуктите показани в този каталог са ефективни към датата на отпечатването на каталога, с изключение на грешки при отпечатване и са обект на възможни промени.</p> <p>Цените в каталога са публичните цени.</p> <p>ЦЕНИТЕ НЕ ВКЛЮЧВАТ ДДС.</p> <p>Връщане на закупена стока ще да бъдат приети единствено след писмено осведомяване на LOREFAR на основание дефекти и в никакъв случай на основание счупено стъкло или липсващи части. В такива случаи моля свържете се с нас, за да ви изпратим липсващите части по спешност.</p> <p>Размяна или връщане на стока в добро състояние няма да бъде извършвана. В случай на спешно приемане от LOREFAR 20 % такса ще бъде наложена за приемане и проверка, за обезценяване и класификация на продуктите.</p>	<p>Informacje techniczne wyszczególnione w naszym katalogu mogą być modyfikowane w celu poprawienia właściwości lub wyśmienia produktów.</p> <p>Faro Barcelona ma prawo do anulowania i modyfikowania każdego z modeli bez uprzedniego informowania i nie przyjmujemy skarg z tego tytułu.</p> <p>Warunki, opis techniczny oraz ceny artykułów, które pojawiają się w katalogu są aktualne do czasu przedruku katalogu za wyjątkiem pomyłek w druku, które podlegają ewentualnej zmianie. Ceny w katalogu są cenami publicznymi.</p> <p>CENY NIE ZAWIERAJĄ STAWKI VAT.</p> <p>Ewentualne zwroty mogą być zaakceptowane po uprzedniej zgodzie przez Lorefar na podstawie stwierdzenia, że są wadliwe, nigdy nie przyjmujemy zwrotów artykułów, z powodu stłuczenia szkła czy brakujących części, w tym przypadku prosimy o kontakt w celu wysłania potrzebnych części w trybie natychmiastowym.</p> <p>Wymiany lub zwroty artykułów w dobrym stanie nie będą zaakceptowane. W przypadku wyraźnej akceptacji przez Lorefar, 20% opłaty może być poniesione na otrzymanie i sprawdzenie, w celu sklasyfikowania uszkodzenia artykułu.</p>

MATERIALS

EN	ES	FR	ITA	DEU
ABS	ABS	ABS	ABS	ABS
Acrylic	Acrílico	Acrylique	Acrilico	Acryl
Aluminium	Aluminio	Aluminium	Alluminio	Aluminium
Beige Ribbon Shade	Tela encintada	Tissu adhésif	Tessuto registrato	Beigefarbener Bandschirm
Bubble Glass	Cristal Burbuja	Verre bullé	Vetro bolla	Blasenförmiges Glas
Brass	Latón	Laiton	Ottone	Messing
Die Cast Aluminium	Aluminio Inyectado	Fonte d'aluminium	Ghisa alluminio	Aluminium-Druckguss
Fiber Glass	Fibra de Vidrio	Fibre De Verre	Fibra Di Vetro	Glasfaser
Glass	Cristal	Verre	Vetro	Glas
Leather	Piel	Peau	Pelle	Leder
Linen	Lino	Lin	Biancheria	Leinen
Marble	Mármol	Marbre	Marmo	Marmor
Opal Acrylic	Acrílico Opal	Acrylique opale	Acrilico opale	Opal-Acryl
Opal Glass	Cristal Opal	Verre opale	Vetro opalino	Opal Glas
Opal PMMA	PMMA Opal	PMMA opale	PMMA opale	Opal PMMA
Opal Polycarbonate	Policarbonato Opal	Polycarbonate opale	Policar-bonato opale	Opal Polycarbonat
Opal PVC	PVC Opal	PVC opale	PVC opale	Opal PVC
Papyrus	Papiro	Papyrus	Papiro	Papyrus
Parchment	Pergamino	Parchemin	Pergamena	Pergament
PEMD	PEMD	PEMD	PEMD	PEMD
PET Polyethylene Terephthalate	PET Polietileno tereftalato	PET Polyéthylène téréphtalate	PET polietilene tereftalato	PET Polyethylenterephthalat
Plaster	Yeso	Gypse	Gesso	Gips
PMMA	PMMA	PMMA	PMMA	PMMA
Polycarbonate	Policarbonato	Polycarbonate	Policarbonato	Polycarbonat
Polyethylene	Polietileno	Polyéthylène	Polietilene	Polyethylen
Polymer	Polímero	Polymères	Polimero	Polymer
Polypropylene	Polipropileno	Polyéthylène	Polietilene	Polypropylen
PVC	PVC	PVC	PVC	PVC
Rattan	Ratán	Rotin	Malacca	Rattan
Resine	Resina	Résine	Resina	Kunstharz
Rustic Glass	Cristal Rústico	Verre rustique	Vetro rustico	Rustikales Glas
Silicone	Silicona	Silicone	Silicone	Silikon
Stainless Steel	Acero Inoxidable	Acier inoxydable	Acciaio inossi.	Rostfreier Stahl
Steel	Acero	Acier	Acciaio	Stahl
Teflon	Teflón	Teflon	Teflon	Teflon
Textile	Téxtil	Textile	Tessile	Textil
Translucent Glass	Cristal Translúcido	Verre translucide	Vetro traslucido	Lichtdurchlässig Glas
Translucent Polycarbonate	Policarbonato Translúcido	Polycarbonate translucide	Policar-bonato transl.	Transluzentes Polycarbonat
Transparent Glass	Cristal Transparente	Verre transparent	Vetro trasparente	Durchsichtiges Glas
Transparent PMMA	PMMA Transparente	PMMA transparent	PMMA trasparente	Durchsichtiges PMMA
Wood	Madera	Bois	Legno	Holz
Zinc	Zinc	Zinc	Zinco	Zink

SYMBOLOLOGY

	EN	ES	FR	ITA	DEU
	Ingress Protection Marking against dust (X) and water (Y)	Grado de protección ante el polvo (X) y líquidos (Y)	Indice de protection contre la poussière (X) et l'eau (Y)	Protezione dall'ingresso Marcatura contro polvere (X) e acqua (Y)	Schutz gegen Eindringen von Staub (X) und Wasser (Y)
IP68 CONNECTOR					
	Shock resistance	Resistencia a los golpes	Résistance au choc	Resistenza agli urti	Stoßfestigkeit
	Switch	Interruptor	Interrupteur	Interruttore	Schalter
	Double Switch	Doble Interruptor	Double Interrupteur	Doppio Interruttore	Doppelschalter
	Adjustable	Orientable	Orientable	Regolabile	Ausrichtbar
	Dimmable	Dimable	Réglable	Regolabile	Dimmbar
	Color temperature adjustable	Temperatura de color ajustable	Température de couleur réglable	Temperatura di colore regolabile	Farbtemperatur einstellbar
SEA SIDE SUITABLE	Suitable for humid environments	Aptas para entornos húmedos	Adapté aux environnements humides	Adatto per ambienti umidi	Geeignet für nasse Umgebungen
	Driver included	Equipo incluido	Conducteur inclus	Driver incluso	Inklusive Treiber
	Driver not included	Equipo no incluido	Conducteur non inclus	Driver non incluso	Treiber nicht enthalten
	Recessed box included	Caja empotrar incluida	Boîte d'encastrement incluse	Scatola da incasso inclusa	Inklusive Unterputzdose
	Recessed box not included	Caja empotrar no incluida	Boîte d'encastrement non incluse	Scatola da incasso non inclusa	Unterputzdose nicht enthalten
	Plug	Enchufe	Fiche	Plug	Stecker
	Submersible	Sumergible	Submersible	Sommergibile	Untertauchbar
	Solar	Solar	Solaire	Solare	Solar
	Passive Infrared sensor	Detector de movimiento pasivo	Capteur infrarouge passif	Sensore passivo a infrarossi	Passiver Bewegungsmelder
	Resistance in kg	Resistencia en kg	Résistance en kg	Resistenza in kg	Widerstand in kg

Ref	Pag.	Ref	Pag.	Ref	Pag.	Ref	Pag.
70025	244	70287	474	70579	438	70734	506
70035	254	70290	368	70586	512	70735	506
70036	254	70291	368	70587	512	70736	506
70037	256	70292	186	70588	512	70753	174
70038	256	70293	186	70589	512	70754	174
70039	254	70294	364	70591	514	70755	174
70134	530	70295	118	70592N	512	70756	174
70135	530	70302	499	70593N	512	70761	178
70146	538	70303	499	70634	458	70767	140
70147	538	70304	498	70637	458	70768	140
70148	538	70305	498	70638	532	70771	158
70151	296	70306	500	70644	450	70772	158
70156	248	70307	500	70645	450	70773	404
70157	248	70308	499	70646	450	70774	182
70158	294	70309	499	70647	450	70775	64
70159	294	70310	500	70655	478	70776	64
70161	246	70311	496	70656	478	70777	64
70162	532	70312	496	70657	482	70780	392
70163	532	70395	526	70658	482	70782	176
70226	292	70396	526	70659	482	70783	176
70227	292	70397	528	70660	508	70784	62
70233	280	70398	526	70660W	508	70785	182
70245	282	70399	526	70661	508	70786	64
70246	282	70402	534	70661W	508	70787	290
70247	184	70403	534	70662	508	70788	290
70248	288	70405	448	70662W	508	70790	56
70260	248	70406	448	70663	416	70799	334
70264	458	70408	472	70664	416	70802	456
70267	458	70409	472	70665	408	70806	336
70268	458	70443	518	70666	408	70811	454
70269	458	70444	518	70667	416	70812	454
70270	458	70446	528	70668	416	70813	454
70271	532	70449	516	70682	408	70821	336
70272	524	70453	510	70683	408	70823	408
70272N	524	70455	520	70686	460	70824	472
70273	524	70459N	510	70687	460	70825	472
70273N	524	70462N	510	70689	410	70826	472
70274	524	70469	269	70690	344	70827	410
70275	524	70496	58	70696	412	70828	454
70276	524	70498	70	70697	412	70829	418
70277	524	70501	478	70714	420	70832	460
70277N	524	70508	478	70715	410	70833	536
70278	524	70546	476	70720	418	70834	536
70278N	524	70547	476	70722	344	70840	174
70279	524	70564	476	70726	504	70841	174
70280	524	70566N	456	70728	504	70842	174
70281	524	70567N	456	70729	504	70843	174
70283	446	70573	414	70730	504	70850	382
70284	446	70573B	414	70731	504	70887	414
70285	474	70575	334	70732	504	70888	452
70286	474	70576	156	70733	506	70899	452

Ref	Pag.	Ref	Pag.	Ref	Pag.	Ref	Pag.
70900	536	71262	92	71564	96	71584-08	314
70901	536	71263	92	71565	70	71584-09	312
70906	480	71273	434	71569-01	88	71584-10	312
70907	480	71274	410	71569-04	90	71584-11	312
70908	480	71276	438	71569-05	86	71584-12	312
70909	480	71277	436	71569-06	86	71584-13	312
70910	480	71279	378	71569-07	84	71584-14	312
70912	246	71285	380	71569-08	84	71606	394
70913	298	71286	126	71569-09	82	71613	298
70914	68	71287	126	71569-10	82	71701	492
70992	402	71299	136	71569-11	82	71702	492
70993	162	71300	136	71569-12	82	71703	492
70996	400	71301	136	71569-13	82	71716	492
70997	402	71303	404	71569-14	82	71717	492
70998	402	71304	406	71575-01	88	71730	489
70999	400	71305	406	71575-04	90	71731	489
71049	442	71306	406	71575-05	86	71732	489
71052	442	71308	436	71575-06	86	71733	489
71106	326	71309	436	71575-07	84	71734	488
71110	396	71352	178	71575-09	82	71735	488
71116	220	71353	462	71575-11	82	71736	488
71117	220	71362L	430	71575-13	82	71737	488
71118	220	71363	462	71575P-01	278	71740	338
71128	396	71366	462	71575P-03	278	71741	338
71129	396	71367	462	71575P-04	276	71742	338
71138	326	71372	336	71575P-05	274	71743	384
71139	326	71374	336	71575P-06	274	71744	384
71140	398	71383	242	71575P-07	274	71745	384
71194	368	71388	466	71575P-09	274	71746	134
71195	368	71389	242	71575P-11	274	71747	134
71196	368	71390	242	71575P-13	274	71748	134
71198	172	71424	394	71576-01	88	71749	134
71199	172	71480	542	71576-04	90	71750	134
71209	208	71481	542	71576P-03	278	71751	134
71212	424	71482	542	71576P-04	276	71770	240
71213	166	71489N	516	71579-02	310	71770V	240
71214	166	71490	542	71579C-03	310	71771	240
71215	424	71491	542	71579C-04	310	71771V	240
71216	146	71495	516	71579C-05	308	71898	442
71217	146	71498N	514	71579C-06	308	71899	440
71222	426	71499N	514	71579C-07	308	71900	440
71223	426	71516	428	71579C-09	308	71901	440
71224	120	71517	428	71579C-11	308	71902	440
71225	120	71519	428	71579C-13	308	71903	440
71242	94	71528	284	71584-01	316	71904	440
71243	94	71537	366	71584-02	66	71905	440
71244	94	71546	250	71584-03	316	71906	440
71253	102	71547	250	71584-04	316	71907	440
71254	102	71548	250	71584-05	314	71908	440
71256	104	71549	250	71584-06	314	71909	442
71257	104	71556	96	71584-07	314	71910	442

Ref	Pag.	Ref	Pag.	Ref	Pag.	Ref	Pag.
71911	442	74427C-04	324	750020C	192	750212	196
71912	60	74432A-01	388	750020D	192	750212C	196
71913	60	74432A-02	388	750021	192	750212D	196
71914	60	74432A-03	390	750021C	192	750220	196
71915	444	74432A-04	390	750021D	192	750220C	196
71916	444	74433S-01	153	750022	192	750220D	196
71917	444	74433S-02	152	750022C	192	750221	196
71918	444	74433S-03	153	750022D	192	750221C	196
72000	422	74433S-04	152	75003	142	750221D	196
72001	422	74434B-01	155	750100	194	750222	196
72002	422	74434B-02	154	750100C	194	750222C	196
72010	422	74434B-03	155	750100D	194	750222D	196
72011	422	74434B-04	154	750101	194	750300	198
72092	540	74435F2-02	214	750101C	194	750300C	198
72093	540	74435F2-03	218	750101D	194	750300D	198
72094	540	74435F2-04	216	750102	194	750301	198
72095	540	74436F3-02	214	750102C	194	750301C	198
72269	456	74436F3-03	218	750102D	194	750301D	198
72272	436	74436F3-04	216	750110	194	750302	198
72280	420	74440	374	750110C	194	750302C	198
72281	420	74441	132	750110D	194	750302D	198
72298	178	74442	132	750111	194	750310	198
72310	160	74450	434	750111C	194	750310C	198
72311	164	74451	168	750111D	194	750310D	198
72312	164	74452	168	750112	194	750311	198
72330	472	74453	382	750112C	194	750311C	198
72352	342	74454	62	750112D	194	750311D	198
72353	342	74455	464	750120	194	750312	198
72354	342	74997	142	750120C	194	750312C	198
72355	342	74998	386	750120D	194	750312D	198
73100	300	75000	386	750121	194	750320	198
73111	300	750000	192	750121C	194	750320C	198
73150	300	750000C	192	750121D	194	750320D	198
74139	376	750000D	192	750122	194	750321	198
74141	122	750001	192	750122C	194	750321C	198
74142	122	750001C	192	750122D	194	750321D	198
74155	124	750001D	192	750200	196	750322	198
74156	124	750002	192	750200C	196	750322C	198
74261	398	750002C	192	750200D	196	750322D	198
74400	466	750002D	192	750201	196	751000	200
74401	430	75001	142	750201C	196	751000C	200
74407	470	750010	192	750201D	196	751000D	200
74408	470	750010C	192	750202	196	751001	200
74411	180	750010D	192	750202C	196	751001C	200
74419	464	750011	192	750202D	196	751001D	200
74422	98	750011C	192	750210	196	751002	200
74423	98	750011D	192	750210C	196	751002C	200
74424	98	750012	192	750210D	196	751002D	200
74427C-01	325	750012C	192	750211	196	751010	200
74427C-02	325	750012D	192	750211C	196	751010C	200
74427C-03	324	750020	192	750211D	196	751010D	200

Ref	Pag.	Ref	Pag.	Ref	Pag.	Ref	Pag.
751011	200	751210	204	75302S	233	75703-233	236
751011C	200	751210C	204	75302V	233	75703-233DR	236
751011D	200	751210D	204	75303F	235	75704-2	44
751012	200	751211	204	75303H	235	75704-233	78
751012C	200	751211C	204	75303V	235	75704-233P	79
751012D	200	751211D	204	75500	468	75705-2	44
751020	200	751212	204	75501	468	75705-233	78
751020C	200	751212C	204	75502	468	75705-233P	79
751020D	200	751212D	204	75503	468	75706-2	42
751021	200	751220	204	75519	170	75707-2	42
751021C	200	751220C	204	75520	170	75708-2	42
751021D	200	751220D	204	75521	160	75708-233	262
751022	200	751221	204	75522	144	75708-233DR	262
751022C	200	751221C	204	75523	144	75708-233P	264
751022D	200	751221D	204	75524	212	75709-2	42
751100	202	751222	204	75531	130	75709-233	263
751100C	202	751222C	204	75532	210	75709-233DR	263
751100D	202	751222D	204	75533	374	75709-233P	265
751101	202	751300	206	75537	128	75709-233PDR	265
751101C	202	751300C	206	75538	128	75710-1	46
751101D	202	751300D	206	75540	432	75710-133	358
751102	202	751301	206	75541	130	75710-2	46
751102C	202	751301C	206	75550	116	75710-233	358
751102D	202	751301D	206	75551	116	75710-233P	360
751110	202	751302	206	75552	116	75711-1	50
751110C	202	751302C	206	75553	116	75711-133	304
751110D	202	751302D	206	75556	286	75711-2	50
751111	202	751310	206	75557	286	75711-233	304
751111C	202	751310C	206	75558	112	75712-1	48
751111D	202	751310D	206	75559	113	75712-133	362
751112	202	751311	206	75561	270	75712-2	48
751112C	202	751311C	206	75562	271	75712-233	362
751112D	202	751311D	206	75563	108	75713-1	48
751120	202	751312	206	75564	108	75713-2	48
751120C	202	751312C	206	75565	270	75714-2	41
751120D	202	751312D	206	75566	271	75750	372
751121	202	751320	206	75567	112	75751	372
751121C	202	751320C	206	75568	113	75753	320
751121D	202	751320D	206	75570	266	75754	320
751122	202	751321	206	75571	266	75755	320
751122C	202	751321C	206	75572	100	75756	373
751122D	202	751321D	206	75573	100	75757	373
751200	204	751322	206	75602	212	75758	340
751200C	204	751322C	206	75603	138	75758-01	318
751200D	204	751322D	206	75604	138		
751201	204	75300F	231	75605	148		
751201C	204	75300H	231	75606	148		
751201D	204	75300S	231	75607	210		
751202	204	75300V	231	75608	68		
751202C	204	75302F	233	75701	384		
751202D	204	75302H	233	75703-2	52		

Aday	Wall	450
Agra	Beacon	174
Akane	Beacon	92
Alfa	Wall	244
Alp	Beacon	168
Alp	Wall	434
Ancora	Wall	430
Andy	Beacon	298
Anga	Ceiling	342
Argot	Wall	394
Argus	Portable	62
Axel	Wall	434
Balda	Portable	70
Balder	Beacon	296
Balic	Beacon	118
Balic	Wall	364
Bambou	Beacon	286
Bast	Beacon	186
Beret	Beacon	144
Beret	Pole lamp	212
Bezel	Beacon	184
Bezel	Spike	288
Blind	Wall	458
Block	Beacon	122
Block	Wall	376
Blubs	Beacon	153
Blubs	Pole lamp	218
Blubs	Suspended	324
Blubs	Wall	390
Bonn	Wall	412
Borda	Wall	402
Bracket	Wall	436
Bronx	Wall	368
Brot	Beacon	100
Brot	Portable	104
Brot	Spike	266
Brow	Wall	472
Bruc	Wall	454
Bu-Oh	Beacon	166
Bu-Oh	Pole lamp	208
Bu-Oh	Wall	424
Cabo	Wall	402
Cadaques	Beacon	94
Cage	Portable	68
Candela	Portable	56
Canon	Wall	456

Carter	Recessed	534
Cast	Beacon	124
Cat	Table	96
Cela	Wall	420
Chandra	Beacon	178
Clap	System	40
Clap	Beacon	78
Clap	Tree Projector	236
Clap	Spike	262
Clap	Suspended	304
Clap	Wall	358
Crosby	Recessed	510
Cuca	Beacon	112
Cuca	Spike	270
Curtis	Recessed	510
Dado	Wall	394
Dakron	Ceiling	344
Dang	Recessed	528
Dart	Recessed	524
Das	Beacon	170
Datna	Beacon	132
Datna	Wall	374
Derby	Wall	422
Doro	Wall	440
Dragma	Wall	430
Drak	Wall	472
Edel	Submersible Recessed	520
Ele	Wall	464
Esca	Recessed	542
Estay	Wall	422
Estoril	Wall	398
Falls	Recessed	488
Fedón	Wall	420
Flow	Wall	250
Foc	Beacon	294
Foc	Wall	248
Fred	Wall	416
Fred XL	Wall	416
Froi	Recessed	530
Future	Wall	428
Gaia	Beacon	108
Garten	Beacon	300
Geiser	Recessed	496
Gina	Beacon	178
Giza	Beacon	140
Gina	Wall	462

Goz	Ceiling	334
Grada	Wall	480
Grant	Wall	478
Gron	Recessed	530
Grop	Pole lamp	212
Grund	Recessed	504
Half	Wall	366
Hikari	Wall	410
Kane	Recessed	508
Kasp	Portable	60
Kaula	Wall	448
Keenan	Beacon	476
Kela	Wall	382
Kerala	Portable	62
Kerala	Wall	382
Kila	Beacon	134
Kila	Ceiling	338
Kila	Wall	384
Klamp	Beacon	180
Klamp	Wall	470
Kov	Wall	348
Kubick	Wall	410
Lace	Wall	454
Lacre	Wall	456
Lako	Wall	442
Lampanot	Portable	58
Leaf	Beacon	280
Led 18	Recessed	514
Ling	Wall	454
Lio	Recessed	516
Liso	Recessed	542
Lit	Wall	248
Log	Wall	458
Logar	Beacon	148
Loth	Wall	474
Lotus	Beacon	120
Lotus	Wall	426
Lur	Wall	410
Mask	Wall	378
Mauren	Beacon	162
Mila	Beacon	158
Mini Project	Wall	242
Mistu	Beacon	152
Mistu	Pole lamp	214
Mistu	Suspended	325
Mistu	Wall	388

Mol	Wall	418
Moon	Beacon	153
Moon	Suspended	325
Moon	Wall	388
Muffin	Beacon	152
Muffin	Pole lamp	216
Muffin	Suspended	324
Muffin	Wall	390
Muga	Beacon	138
Muga	Beacon	138
Must	Wall	482
Muur	Wall	240
Nahir	Wall	402
Nairobi	Wall	460
Nala	Beacon	158
Nala	Wall	404
Nanda	Beacon	146
Nase	Recessed	526
Nat	Recessed	532
Natron	Wall	414
Nautica	Pole lamp	220
Nautica	Suspended	326
Nautica	Wall	396
Naya	Beacon	172
Negus	Wall	412
Noboru	Beacon	156
Nok	Submersible Recessed	518
Noray	Wall	400
Oko	Wall	246
Olan	Wall	458
Olot	Ceiling	336
Orwell	Wall	384
Oval	Wall	438
Pals	Wall	368
Path	Wall	478
Piccola	Beacon	282
Pill	Wall	472
Pivot	Wall	406
Plaza	Pole lamp	210
Plim	Beacon	136
Plom	Beacon	298
Plom	Wall	246
Pol	Wall	418
Pomo	Wall	406
Proa	Wall	466
Project	Wall	242

Puk	Projector	231
Puk	Ceiling	331
Quart	Wall	438
Racing	Recessed	534
Rush	Beacon	192
Rush	Pole lamp	196
Saigon	Portable	66
Saigon	Floor	80
Saigon	Spike	272
Saigon	Suspended	306
Salt	Recessed	514
Saura	Beacon	182
Screen	Beacon	200
Screen	Pole lamp	204
Scuba Louver	Suspended	318
Scuba	Suspended	320
Scuba Louver	Ceiling	340
Scuba	Wall	372
Scuba Louver	Wall	373
Sedna	Recessed	538
Sete	Beacon	160
Seth	Beacon	292
Shadow	Beacon	164
Shelby	Beacon	128
Slot	Wall	254
Slot	Beacon	256
Sobek	Wall	296
Soleil	Beacon	182
Soun	Recessed	536
Spark	Recessed	532
Spy	Beacon	176
Spy	Spike	290
Steps	Wall	468
Sticker	Beacon	130
Sticker	Wall	432
Stripe 2	Recessed	540
Sun	Wall	408
Sunset	Wall	460
Surat	Beacon	160
Suria	Recessed	512
Tacana	Wall	442
Taima	Wall	466
Takua	Wall	436
Tamashi	Wall	404
Tami	Ceiling	334
Tane	Wall	456

Taro	Recessed	516
Tasa	Ceiling	336
Task	Portable	68
Tecno	Recessed	516
Tejo	Wall	414
Thon	Wall	446
Timon	Wall	400
Tinia	Wall	462
Toc	Portable	64
Toc	Floor/Portable	64
Toc	Wall	392
Toluca	Wall	442
Tom	Wall	408
Tond	Wall	444
Toni	Wall	284
Tono	Beacon	300
Totem	Beacon	116
Tram	Beacon	130
Tram	Pole lamp	210
Tram	Wall	374
Tras	Recessed	492
Twist	Beacon	126
Twist	Wall	380
Uve	Recessed	528
Versus	Table	98
View	Wall	428
Voila	Portable	70
Wally	Wall	398
West	Wall	452
Wilma	Beacon	142
Wilma	Wall	386
Wood	Wall	464
Yen	Ceiling	344

TRUE BEAUTY
RESIDES
IN SIMPLICITY.
IN EVERY SMALL
MOMENT WE
DISCOVER
THE EXTRAORDINARY.