

FOCUSON

NESO

The Magnetic Track System



Neso

Neso Slim



NEW
VERSION

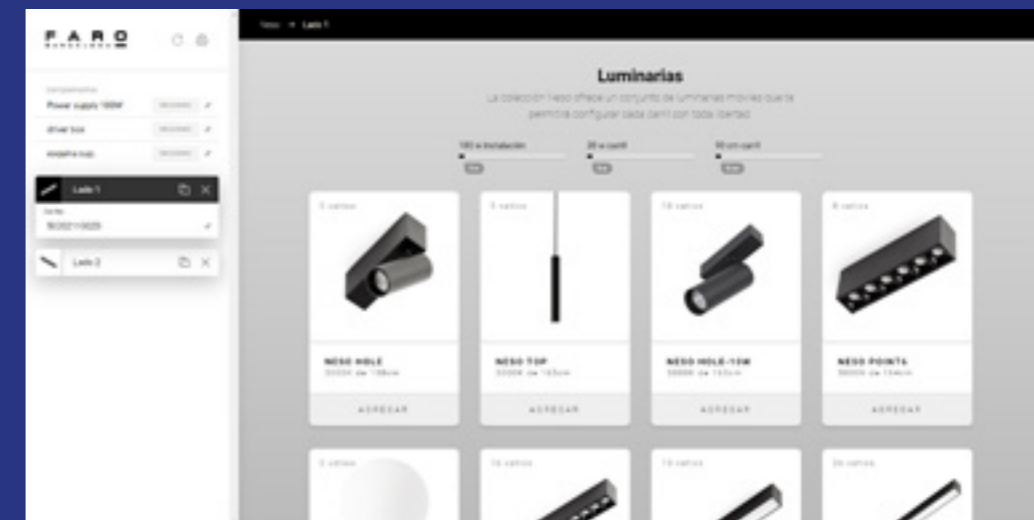
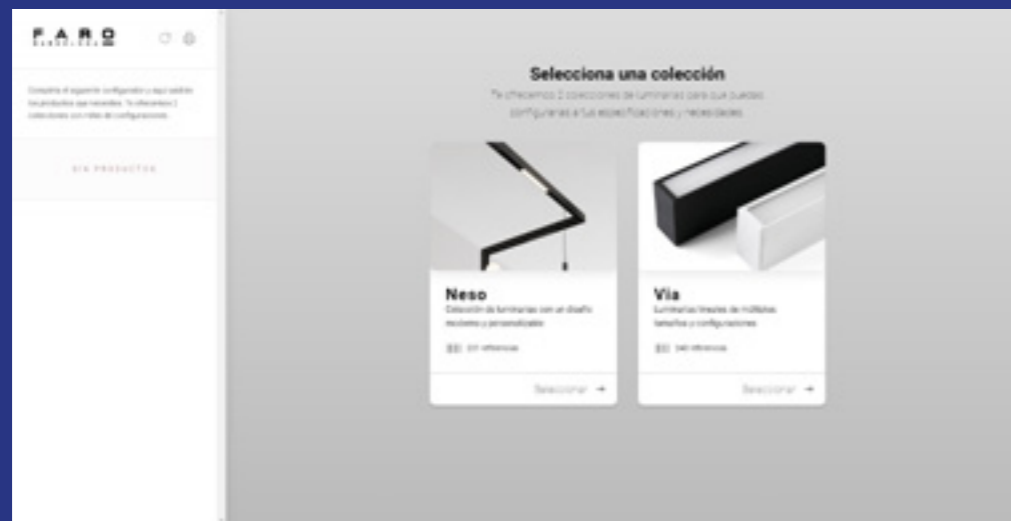
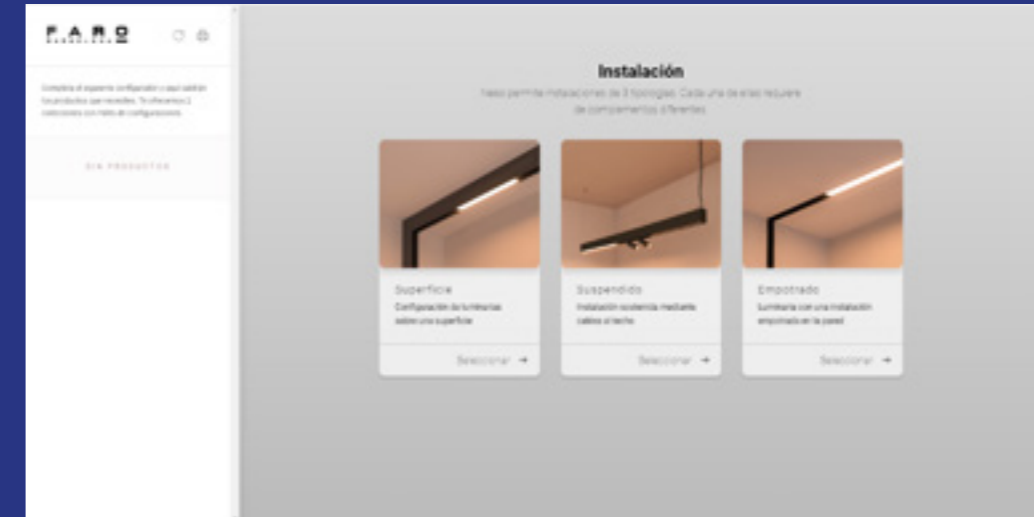
CASAMBI



Neso is a magnetic track system that allows you to combine different types of luminaires for both general and accent lighting.
Neso es un sistema de carriles magnéticos que te permite combinar diferentes tipos de luminarias tanto de iluminación general como de acento.

CONFIGURE YOUR NESO

Also for your mobile phone
También para tu teléfono móvil



Highlights

Neso Slim




Super Slim design
Diseño Super Slim




Maximum integration of
luminaires on rail
Integración máxima de las
luminarias en carril

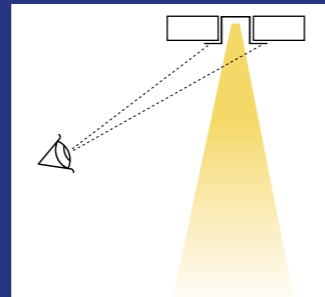
Neso Slim and Standard



Magnetic
Magnético



Versatility
Versatilidad



UGR<16 Option



Connectivity
Conectividad

The Magnetic Track System

FOCUSON



tracks



1 Surface *Superficie*



2 Recessed *Empotrable*

Tracks are available for recessed, suspended and surface installation. *Los carriles están disponibles para instalación empotrada, suspendida y de superficie.*



3 Suspended *Suspendida*



FOCUSON

Neso



Fotografía: Leonas Garbacsauskas - Interiorista: Rimartus Design Studio

The Magnetic Track System

FOCUSON


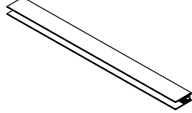
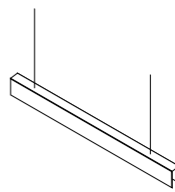








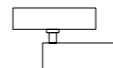
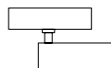
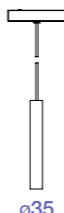




Neso allows the integration of lighting in any type of architecture. The luminaires are attached to the rail by means of magnets. This makes it very easy to change their position. Imagination and creativity to power! *Neso permite la integración de la iluminación en cualquier tipo de arquitectura. las luminarias se fijan al carril mediante imanes. Esto hace que sea muy fácil cambiarlas de posición. ¡Imaginación y creatividad al poder!*

magnetic fixing

NESO



		TRACKS Carriles		
		RECESSED Empotrable	SURFACE Superficie	PENDANT Colgante
				
		1000 2000	1000 2000	1000 2000
		MODULES Módulos		
Neso Point				
	84	164	320	
Neso Unik				
	ø150	ø150		
Neso Line				
	320	640		
Neso Hole				
	ø35	ø50	ø70	
				
Neso Top	ø35			
		FINISH Acabado		
		● Black Negro	○ White Blanco	
		COLOR TEMPERATURE Temperatura de color		
		2700K CRI>90	3000K CRI>90	
		CONTROL SYSTEM Sistema de Control		
				

FOCUSON

Neso

The Magnetic Track System


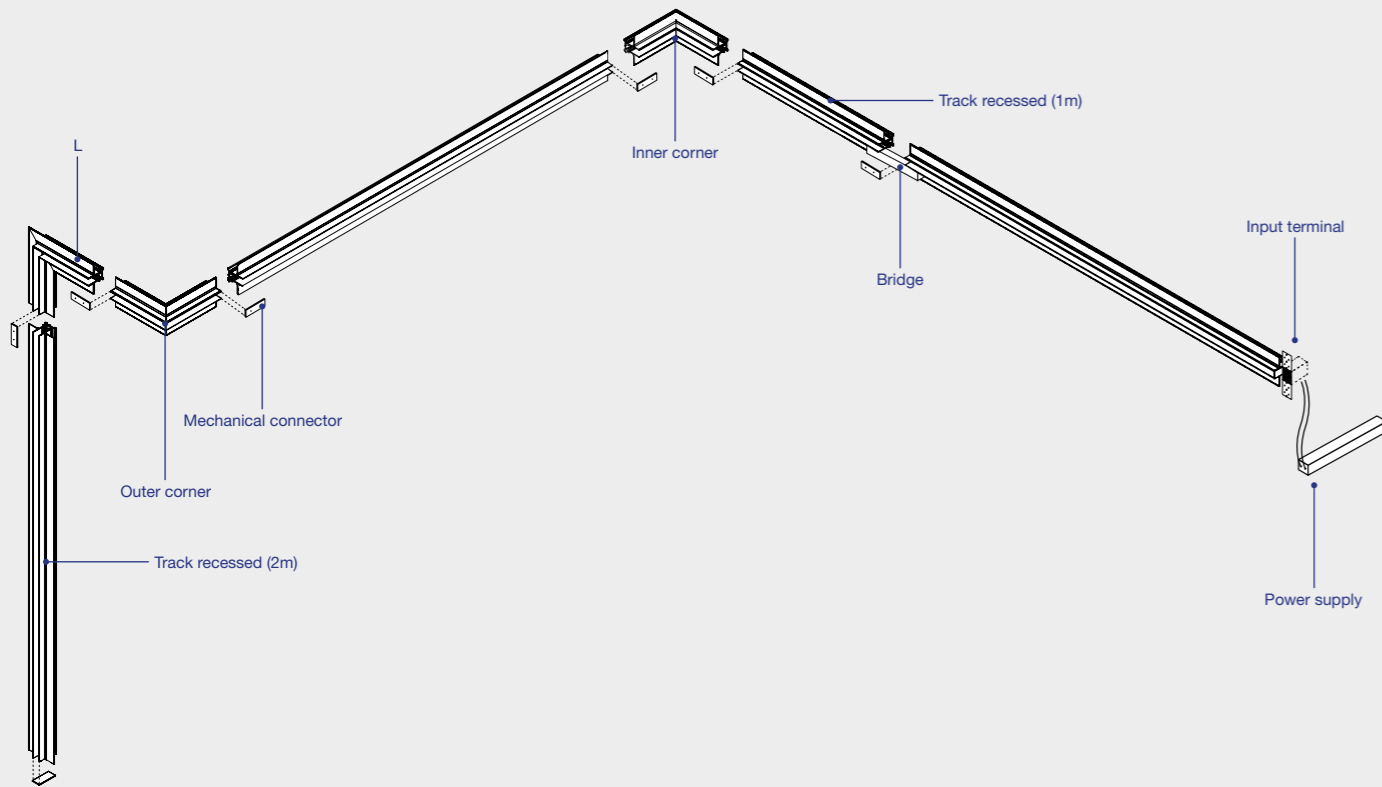
FOCUSON



Need consulting
for your project?
¿Necesitas
asesoramiento
para tu proyecto?



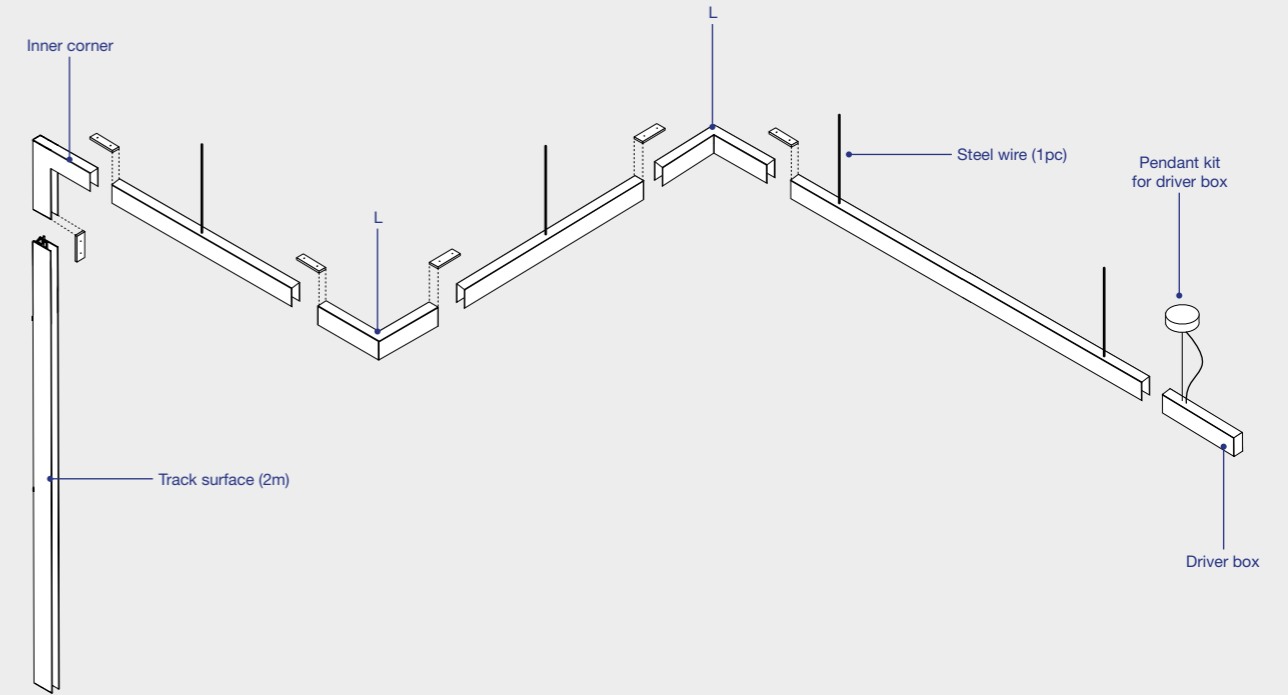
TRACK RECESSED



24V

Family	Track Length	Finish	Control System
5020120 Neso Track Recessed	10 1m	1 White	D ON/OFF
	20 2m	2 Black	


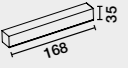
TRACK SURFACE & SUSPENSION








24V





Family	Track Length	Finish	Control System
5020110 Neso Track Surface	10 1m	1 White	D ON/OFF
	20 2m	2 Black	






ACCESSORIES

	● 5020200102 Mechanical connector
	● 5020115101 / ● 5020115102 Bridge
	● 5020115101D / ● 5020115102D Bridge DALI
	● 5020R120102 Track cover
POWER SUPPLY	
98324120	Power supply 120W
98324150	Power supply 150W
98324180	Power supply 180W
98324200	Power supply 200W

	● 5020221401 / ● 5020221402 Input terminal
	● 5020221401D / ● 5020221402D Input terminal DALI
	● 5020221001 / ● 5020221002 L
	● 5020221001D / ● 5020221002D L DALI
	● 5020221101 / ● 5020221102 T
	● 5020221101D / ● 5020221102D T DALI
	● 5020221201 / ● 5020221202 Inner corner
	● 5020221201D / ● 5020221202D Inner corner DALI
	● 5020221301 / ● 5020221302 Outer corner
	● 5020221301D / ● 5020221302D Outer corner DALI

ACCESSORIES

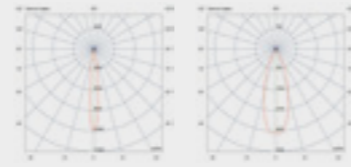
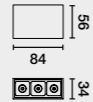
	● 5020200102 Mechanical connector
	● 5020115101 / ● 5020115102 Bridge
	● 5020115101D / ● 5020115102D Bridge DALI
	● 5020210001 / ● 5020210002 Driver box
	● 5020210001D / ● 5020210002D Driver box DALI
	● 5020210201 / ● 5020210202 Pendant kit
	● 5020210201D / ● 5020210202D Pendant kit DALI
	5020210102 Steel wire
	● 5020R120102 Track cover
POWER SUPPLY	
98324120	Power supply 120W
98324150	Power supply 150W
98324180	Power supply 180W
98324200	Power supply 200W

	● 5020210301 / ● 5020210302 Input terminal
	● 5020210301D / ● 5020210302D Input terminal DALI
	● 5020211001 / ● 5020211002 L
	● 5020211001D / ● 5020211002D L DALI
	● 5020211101 / ● 5020211102 T
	● 5020211101D / ● 5020211102D T DALI
	● 5020211201 / ● 5020211202 Inner corner
	● 5020211201D / ● 5020211202D Inner corner DALI
	● 5020211301 / ● 5020211302 Outer corner
	● 5020211301D / ● 5020211302D Outer corner DALI



NESO POINT 3L

no incl. 50.000HS L70/B10 MACADAM 3 24V 650°C UGR <16



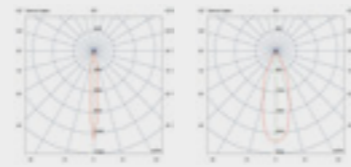
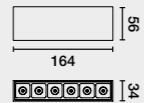
12°

34°

Family	Color T°	Beam Angle	Finish
50101 Point 3L 4W	927 2700K 217lm CRI>90	1 12°	1 White
	930 3000K 292lm CRI>90	2 34°	2 Black

NESO POINT 6L

no incl. 50.000HS L70/B10 MACADAM 3 24V 650°C UGR <16



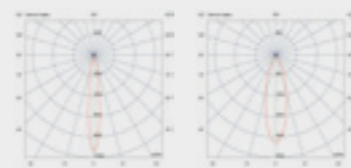
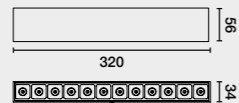
12°

34°

Family	Color T°	Beam Angle	Finish	Control System
50102 Point 6L 8W	927 2700K 480lm CRI>90	1 12°	1 White	<input type="checkbox"/> N <input type="checkbox"/> W CASAMBI <input type="checkbox"/> D DALI <input type="checkbox"/> ON/OFF
	930 3000K 506lm CRI>90	2 34°	2 Black	

NESO POINT 12L

no incl. 50.000HS L70/B10 MACADAM 3 24V 650°C UGR <16



12°



34°

Family	Color T°	Beam Angle	Finish	Control System
50103 Point 12L 16W	927 2700K 1102lm CRI>90	1 12°	1 White	<input type="checkbox"/> N <input type="checkbox"/> W CASAMBI <input type="checkbox"/> D DALI <input type="checkbox"/> ON/OFF
	930 3000K 1107lm CRI>90	2 34°	2 Black	



NESO LINE 32cm

no incl. 50.000HS L70/B10 24V





32

Family	Color T°	Finish	Control System						
50104 Line 32cm 13W	927 2700K 892lm CRI>90 930 3000K 920lm CRI>90	01 White 02 Black	<table border="1"> <tr><td>W</td><td>CASAMBI</td></tr> <tr><td>D</td><td>DALI</td></tr> <tr><td></td><td>ON/OFF</td></tr> </table>	W	CASAMBI	D	DALI		ON/OFF
W	CASAMBI								
D	DALI								
	ON/OFF								

NESO LINE 64cm

no incl. 50.000HS L70/B10 24V



64

Family	Color T°	Finish	Control System						
50105 Line 64cm 26W	927 2700K 1399lm CRI>90 930 3000K 1442lm CRI>90	01 White 02 Black	<table border="1"> <tr><td>W</td><td>CASAMBI</td></tr> <tr><td>D</td><td>DALI</td></tr> <tr><td></td><td>ON/OFF</td></tr> </table>	W	CASAMBI	D	DALI		ON/OFF
W	CASAMBI								
D	DALI								
	ON/OFF								

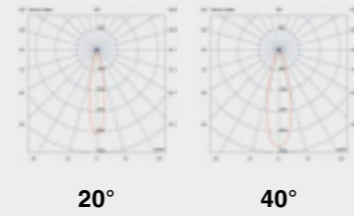
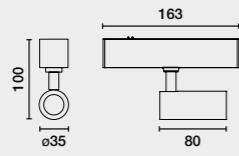
The Magnetic Track System

FOCUSON



NESO HOLE ø3.5cm

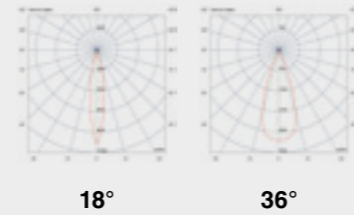
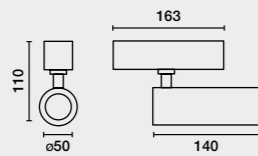
no incl. 50.000HS L70/B10 MACADAM 3 24V 650°C



Family	Color T°	Beam Angle	Finish	Control System									
50107 Hole ø3,5cm 5W	927 2700K 360lm CRI>90	1 20°	1 White	<table border="1"> <tr><td>N</td><td>W</td><td>CASAMBI</td></tr> <tr><td></td><td>D</td><td>BALI</td></tr> <tr><td></td><td></td><td>ON/OFF</td></tr> </table>	N	W	CASAMBI		D	BALI			ON/OFF
	N	W	CASAMBI										
	D	BALI											
		ON/OFF											
930 3000K 444lm CRI>90	2 40°	2 Black											

NESO HOLE ø5cm

no incl. 50.000HS L70/B10 MACADAM 3 24V 650°C

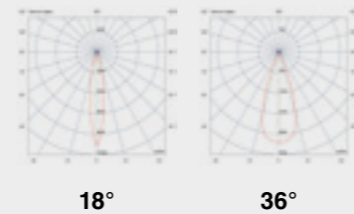
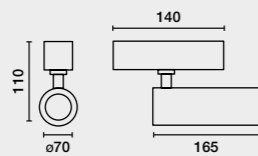


Family	Color T°	Beam Angle	Finish	Control System									
50108 Hole ø5cm 10W	027 2700K 445lm CRI>90	1 18°	1 White	<table border="1"> <tr><td>N</td><td>W</td><td>CASAMBI</td></tr> <tr><td></td><td>D</td><td>BALI</td></tr> <tr><td></td><td></td><td>ON/OFF</td></tr> </table>	N	W	CASAMBI		D	BALI			ON/OFF
	N	W	CASAMBI										
	D	BALI											
		ON/OFF											
030 3000K 592lm CRI>90	2 36°	2 Black											

NESO HOLE ø7cm

N

no incl. 50.000HS L70/B10 MACADAM 3 24V 650°C




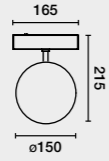
Family	Color T°	Beam Angle	Finish	Control System						
50110 Hole ø7cm 20W	027 2700K 881lm CRI90	1 18°	1 White	<table border="1"> <tr><td>W</td><td>CASAMBI</td></tr> <tr><td>D</td><td>BALI</td></tr> <tr><td></td><td>ON/OFF</td></tr> </table>	W	CASAMBI	D	BALI		ON/OFF
	W	CASAMBI								
D	BALI									
	ON/OFF									
030 3000K 1171lm CRI90	2 36°	2 Black								

The Magnetic Track System

FOCUSON

NESO UNIK

no incl. 50.000HS L70/B10 MACADAM 3 24V 650°C


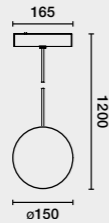


325°

Family	Color T°	Finish	Control System									
50108 Unik 5W	927 2700K 256lm CRI>90 930 3000K 264lm CRI>90	01 White 02 Black	<table border="1"> <tr><td>N</td><td>W</td><td>CASAMBI</td></tr> <tr><td></td><td>D</td><td>DALI</td></tr> <tr><td></td><td></td><td>ON/OFF</td></tr> </table>	N	W	CASAMBI		D	DALI			ON/OFF
N	W	CASAMBI										
	D	DALI										
		ON/OFF										

NESO UNIK

no incl. 50.000HS L70/B10 MACADAM 3 24V 650°C


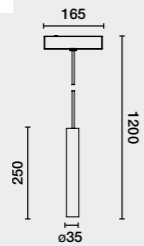


325°

Family	Color T°	Finish	Control System									
50109 Unik 5W	027 2700K 256lm CRI>90 030 3000K 264lm CRI>90	01 White 02 Black	<table border="1"> <tr><td>N</td><td>W</td><td>CASAMBI</td></tr> <tr><td></td><td>D</td><td>DALI</td></tr> <tr><td></td><td></td><td>ON/OFF</td></tr> </table>	N	W	CASAMBI		D	DALI			ON/OFF
N	W	CASAMBI										
	D	DALI										
		ON/OFF										

NESO TOP

no incl. 50.000HS L70/B10 MACADAM 3 24V 650°C



20°

40°

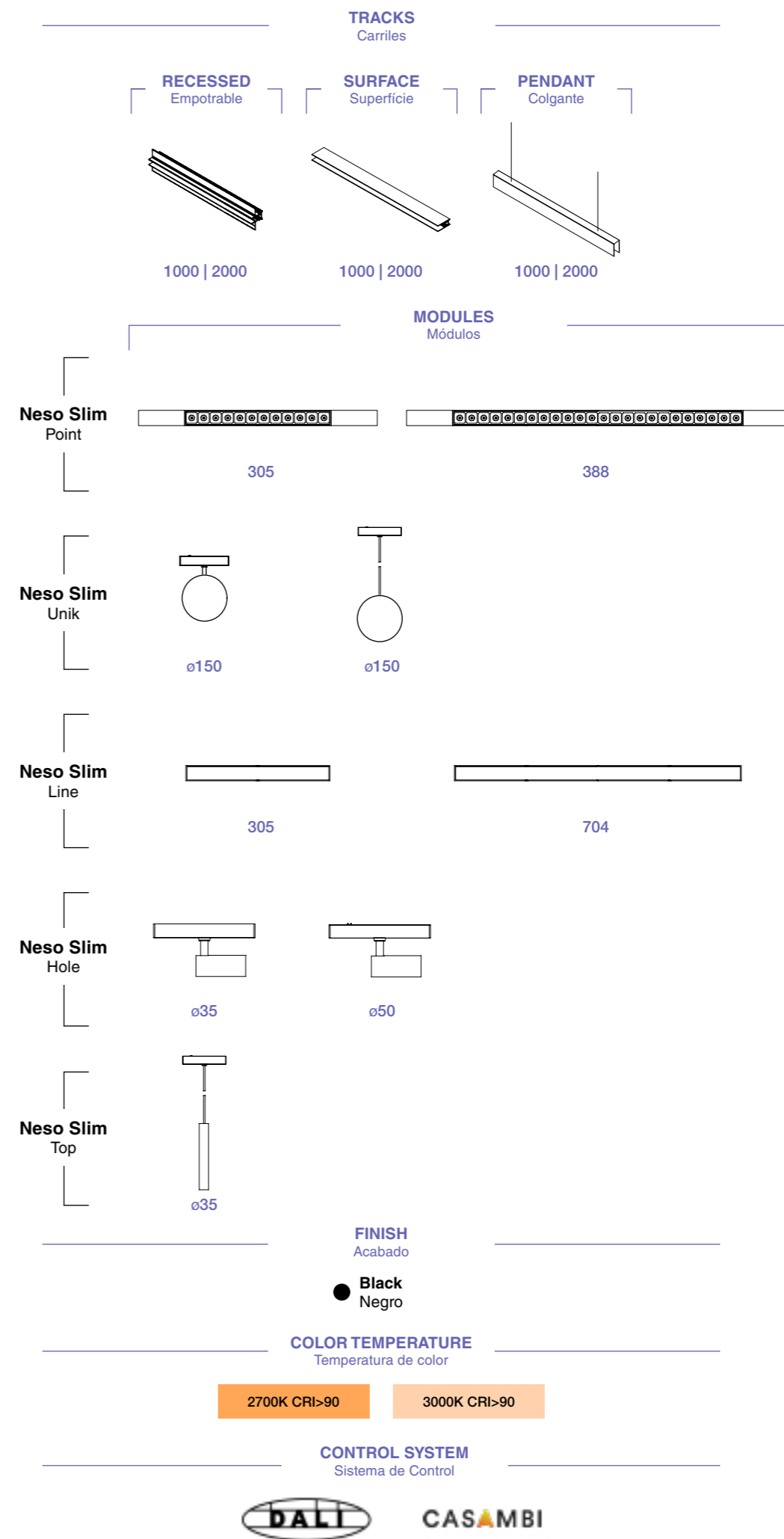
Family	Color T°	Beam Angle	Finish	Control System									
50106 Top 5W	927 2700K 360m CRI>90 930 3000K 444lm CRI>90	1 20° 2 40°	1 White 2 Black	<table border="1"> <tr><td>N</td><td>W</td><td>CASAMBI</td></tr> <tr><td></td><td>D</td><td>DALI</td></tr> <tr><td></td><td></td><td>ON/OFF</td></tr> </table>	N	W	CASAMBI		D	DALI			ON/OFF
N	W	CASAMBI											
	D	DALI											
		ON/OFF											

The Magnetic Track System

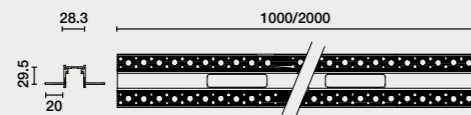

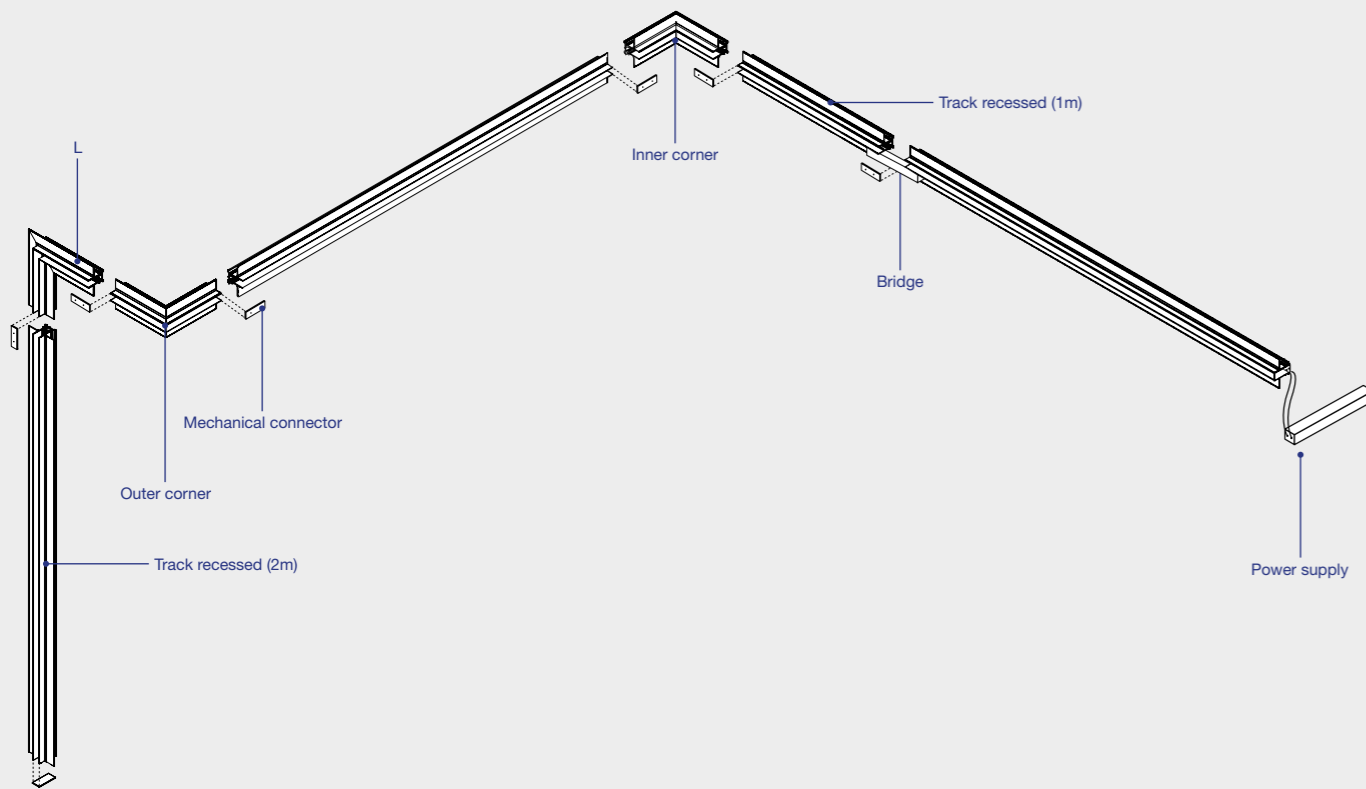
FOCUSON



NESO SLIM



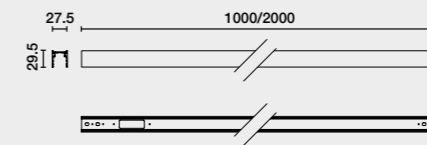
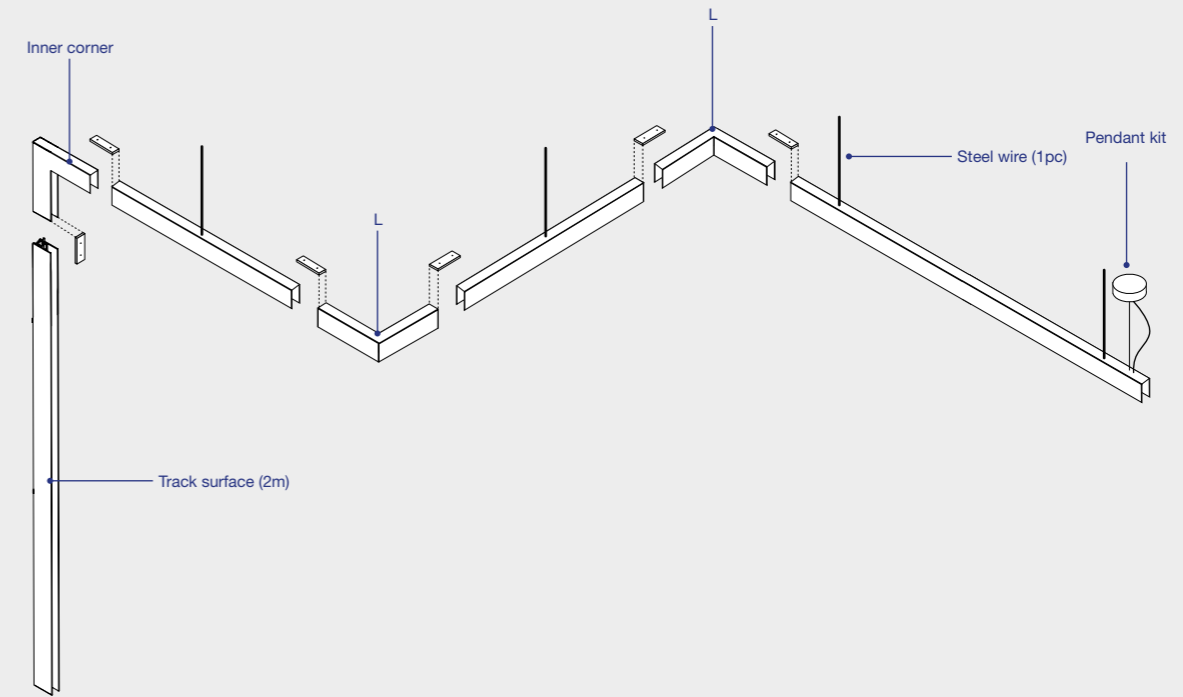
TRACK RECESSED



24V

Family	Track Length	Finish	Control System
6020120 Neso Track Recessed	10 1m	2 Black	D ON/OFF
	20 2m		

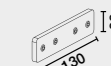



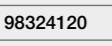
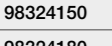
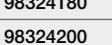

TRACK SURFACE & SUSPENSION


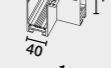

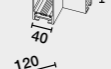

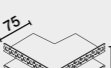




24V







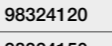

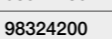

Family	Track Length	Finish	Control System
6020110 Neso Track Surface	10 1m	2 Black	D ON/OFF
	20 2m		











ACCESSORIES

	● 6020200102	Mechanical connector
	● 6020115102	Bridge
	● 6020115102D	Bridge DALI
	● 6020R120102	Track cover
POWER SUPPLY		
	98324120	Power supply 120W
	98324150	Power supply 150W
	98324180	Power supply 180W
	98324200	Power supply 200W

	● 6020221002	L
	● 6020221002D	L DALI
	● 6020221102	T
	● 6020221102D	T DALI
	● 6020221202	Inner corner
	● 6020221202D	Inner corner DALI
	● 6020221302	Outer corner
	● 6020221302D	Outer corner DALI

ACCESSORIES

	● 6020200102	Mechanical connector
	● 6020200103	Surface mounting Kit
	● 6020210202	Pendant Kit
	● 6020210202D	Pendant kit DALI
	6020210102	Steel wire
	6020R120102	Track cover
POWER SUPPLY		
	98324120	Power supply 120W
	98324150	Power supply 150W
	98324180	Power supply 180W
	98324200	Power supply 200W

	● 6020115102	Bridge
	● 6020115102D	Bridge DALI
	● 6020211002	L
	● 6020211002D	L DALI
	● 6020211102	T
	● 6020211102D	T DALI
	● 6020211202	Inner corner
	● 6020211202D	Inner corner DALI
	● 6020211302	Outer corner
	● 6020211302D	Outer corner DALI

FOCUSON

Neso

The Magnetic Track System


FOCUSON



NESO SLIM POINT 12L

NEW

no incl. 50.000HS L70/B10 MACADAM 3 24V 650°C UGR <16




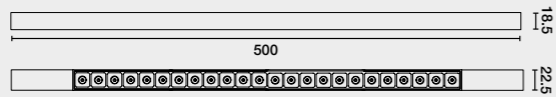
25°

Family	Color T°	Beam Angle	Finish	Control System
60102 Point slim 12L 12W	927 2700K 816lm CRI>90	1 25°	2 Black	W CASAMBI D DALI ON/OFF
	930 3000K 841lm CRI>90			

NESO SLIM POINT 24L

NEW

no incl. 50.000HS L70/B10 MACADAM 3 24V 650°C UGR <16



25°

Family	Color T°	Beam Angle	Finish	Control System
60103 Point slim 24L 24W	927 2700K 1674lm CRI>90	1 25°	2 Black	W CASAMBI D DALI ON/OFF
	930 3000K 1726lm CRI>90			

The Magnetic Track System



FOCUSON



NESO SLIM LINE 30cm

NEW

no incl. 50.000HS L70/B10 MACADAM 3 24V 650°C





Family	Color T°	Finish	Control System
60104 Line slim 30cm 6W	927 2700K 322lm CRI>90 930 3000K 332lm CRI>90	02 Black	W CASAMBI D DALI ON/OFF

NESO SLIM LINE 70cm

NEW

no incl. 50.000HS L70/B10 MACADAM 3 24V 650°C



Family	Color T°	Finish	Control System
60105 Line slim 70cm 18W	927 2700K 875lm CRI>90 930 3000K 902lm CRI>90	02 Black	W CASAMBI D DALI ON/OFF


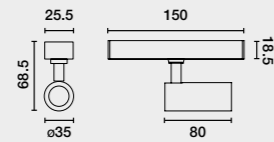
The Magnetic Track System

FOCUSON



NESO SLIM HOLE $\varnothing 3.5\text{cm}$ **NEW**

no incl. 50.000HS L70/B10 MACADAM 3 24V 650°C


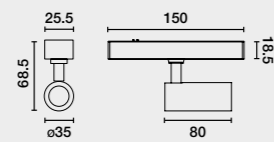


20° 40°

Family	Color T°	Beam Angle	Finish	Control System
60107 Hole slim $\varnothing 3.5\text{cm}$ 5W	927 2700K 360lm CRI>90	1 20°	2 Black	W CASAMBI D DALI ON/OFF
	930 3000K 444lm CRI>90	2 40°		

NESO SLIM HOLE $\varnothing 5\text{cm}$ **NEW**

no incl. 50.000HS L70/B10 MACADAM 3 24V 650°C



18° 36°

Family	Color T°	Beam Angle	Finish	Control System
60108 Hole slim $\varnothing 5\text{cm}$ 10W	027 2700K 445lm CRI>90	1 18°	2 Black	W CASAMBI D DALI ON/OFF
	030 3000K 592lm CRI>90	2 36°		

The Magnetic Track System


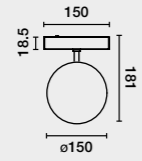
FOCUSON



NESO SLIM UNIK

NEW

no incl. 50.000HS L70/B10 MACADAM 3 24V 650°C




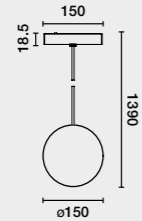
325°

Family	Color T°	Finish	Control System
60108 Unik slim 5W	927 2700K 230lm CRI>90 930 3000K 237lm CRI>90	02 Black	W CASAMBI D DALI ON/OFF

NESO SLIM UNIK PENDANT

NEW

no incl. 50.000HS L70/B10 MACADAM 3 24V 650°C



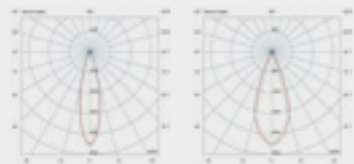
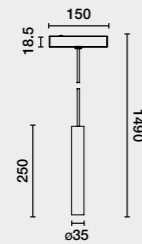
325°

Family	Color T°	Finish	Control System
60109 Unik slim pendant 5W	027 2700K 230lm CRI>90 030 3000K 237lm CRI>90	02 Black	W CASAMBI D DALI ON/OFF

NESO SLIM TOP

NEW

no incl. 50.000HS L70/B10 MACADAM 3 24V 650°C



20°

40°

Family	Color T°	Beam Angle	Finish	Control System
60106 Top slim top 5W	927 2700K 308m CRI>90 930 3000K 320lm CRI>90	1 20° 2 40°	2 Black	W CASAMBI D DALI ON/OFF

The Magnetic Track System

FOCUSON



NESO POINT 3L

Option	Color T°	CRI	Power	Lumen Output	Beam Angle
927	2700k	90	4W	217 / 221lm	12° / 34°
930	3000k	90	4W	292 / 298lm	12° / 34°

NESO POINT 6L

Option	Color T°	CRI	Power	Lumen Output	Beam Angle
927	2700k	90	8W	480 / 487lm	12° / 34°
930	3000k	90	8W	506 / 512lm	12° / 34°

NESO POINT 12L

Option	Color T°	CRI	Power	Lumen Output	Beam Angle
927	2700k	90	8W	1102 / 1109lm	12° / 34°
930	3000k	90	8W	1107 / 1112lm	12° / 34°

NESO LINE 32cm

Option	Color T°	CRI	Power	Lumen Output	Beam Angle
927	2700k	90	6W	892lm	100°
930	3000k	90	6W	920lm	100°

NESO LINE 64cm

Option	Color T°	CRI	Power	Lumen Output	Beam Angle
927	2700k	90	18W	1399lm	100°
930	3000k	90	18W	1442lm	100°

NESO HOLE ø3.5cm

Option	Color T°	CRI	Power	Lumen Output	Beam Angle
927	2700k	90	5W	360 / 372lm	20° / 40°
930	3000k	90	5W	592 / 602lm	20° / 40°

NESO HOLE ø5cm

Option	Color T°	CRI	Power	Lumen Output	Beam Angle
927	2700k	90	10W	825 / 932lm	18° / 36°
930	3000k	90	10W	954 / 961lm	18° / 36°

NESO HOLE ø7cm

Option	Color T°	CRI	Power	Lumen Output	Beam Angle
927	2700k	90	20W	925 / 931lm	18° / 36°
930	3000k	90	20W	954 / 961lm	18° / 36°

NESO UNIK

Option	Color T°	CRI	Power	Lumen Output	Beam Angle
927	2700k	90	5W	256lm	325°
930	3000k	90	5W	264lm	325°

NESO TOP

Option	Color T°	CRI	Power	Lumen Output	Beam Angle
927	2700k	90	5W	360 / 371lm	20° / 40°
930	3000k	90	5W	444 / 452lm	20° / 40°

NESO SLIM POINT 12L

Option	Color T°	CRI	Power	Lumen Output	Beam Angle
927	2700k	90	12W	816lm	25°
930	3000k	90	12W	841lm	25°

NESO SLIM POINT 24L

Option	Color T°	CRI	Power	Lumen Output	Beam Angle
927	2700k	90	24W	1674lm	25°
930	3000k	90	24W	1726lm	25°

NESO SLIM LINE 30cm

Option	Color T°	CRI	Power	Lumen Output	Beam Angle
927	2700k	90	6W	322lm	100°
930	3000k	90	6W	332lm	100°

NESO SLIM LINE 70cm

Option	Color T°	CRI	Power	Lumen Output	Beam Angle
927	2700k	90	18W	875lm	100°
930	3000k	90	18W	902lm	100°

NESO SLIM HOLE ø3.5cm

Option	Color T°	CRI	Power	Lumen Output	Beam Angle
927	2700k	90	5W	334 / 334lm	20° / 40°
930	3000k	90	5W	347 / 344lm	20° / 40°

NESO SLIM HOLE ø5cm

Option	Color T°	CRI	Power	Lumen Output	Beam Angle
927	2700k	90	10W	545 / 572lm	18° / 36°
930	3000k	90	10W	562 / 590lm	18° / 36°

NESO SLIM UNIK

Option	Color T°	CRI	Power	Lumen Output	Beam Angle
927	2700k	90	5W	230lm	325°
930	3000k	90	5W	237lm	325°

NESO SLIM TOP

Option	Color T°	CRI	Power	Lumen Output	Beam Angle
927	2700k	90	5W	308 / 310lm	20° / 40°
930	3000k	90	5W	318 / 320lm	20° / 40°

Logistic Headquarters

Calle Dinámica 1
Polígono Industrial Santa Rita
08755 Castellbisbal (Barcelona)
Tel +34 93 772 39 49
info@faro.es

Showrooms

BARCELONA
Princesa
Calle Princesa, 52
08003, Barcelona
Tel +34 93 238 73 73
showroom.barcelona@faro.es

MADRID
docontract MAD
Calle Velázquez, 35, 4ºD
28001, Madrid
Tel +34 689 583 571
showroom.madrid@faro.es

PARIS
7 Rue d'Uzès,
75002 París
Tel +34 687 845 758
showroom.paris@faro.es